

LOOKING AHEAD: SOME POST-WAR PROBLEMS

The  
**Wireless  
World**


MONTHLY  
ONE SHILLING

*COVERING  
EVERY WIRELESS INTEREST*

NOVEMBER 1941



STEREOPHONIC SOUND ON FILM



*Clear as a  
Crystal*

**AND HERE IS  
THE REASON..**

... the answer has been found in Bullers Low Loss Ceramics to the problem of Dielectric Loss in High Frequency circuits.

Years of laboratory research and development have brought these materials to a high degree of efficiency. To-day, they are in constant use for transmission and reception and play a vital part in maintaining communications under all conditions.

**Made in Three Principal Materials**

**FREQUELEX**—An Insulating material of Low Dielectric Loss. For Coil Formers, Aerial Insulators, Valve Holders, etc.

**PERMALEX**—A High Permittivity Material. For the construction of Condensers of the smallest possible dimensions.


**TEMPALEX**—A Condenser material of medium permittivity. For the construction of Condensers having a constant capacity at all temperatures.



**Bullers**

**LOW LOSS CERAMICS**

BULLERS, LTD., THE HALL, OATLANDS DRIVE, WEYBRIDGE, SURREY  
Telephone : Walton-on-Thames 2451 Manchester Office : 196 Deansgate, Manchester



# Lord Hankey's Appeal

## TO THE WIRELESS TRADE




### Multi-range Measuring Instruments wanted immediately for vital war training work

"I . . . appeal to you to-day to assist by selling or presenting this type of equipment if you have any surplus or if you know of any of your retailer friends whom you can persuade to part with such apparatus. The instruments I refer to are of the AvoMeter and AvoMinor class . . ."

LORD HANKEY AT THE R.M.A. LUNCHEON, SEPT. 17.

Radio is playing a vital part in the war . . . it is the eyes and ears of every service and its job is expanding every day. Thousands more men must be trained as wireless mechanics—the schools and instructors are there—but multi-range measuring instruments are needed at once. Lord Hankey has appealed to wireless engineers and traders to help. If you have a meter of the type required that is not doing a full day's work every day, please give or sell it immediately.




46-range Model 7  
Universal AvoMeter

40-range Model 40  
Universal AvoMeter

**TYPES OF INSTRUMENTS REQUIRED:** The instruments most urgently needed are multi-range AC and DC meters such as the Model 7 AvoMeter, the Model 40 AvoMeter, and the Universal AvoMinor. Offers of other makes of multi-range instruments of similar grades and capabilities are also welcomed.

**WHAT TO DO:** If you can release any of these types of instrument please communicate *at once* with Mr. R. P. Browne, B.Sc., Secretary, The Radio Manufacturers' Association, 59 Russell Square, London, W.C.1, giving the details enumerated below. Only instruments in working order should be offered. Do not send the actual meter until advised.


**PLEASE GIVE THESE DETAILS:** (1) Type of instrument. (2) Approximate age and condition. (3) Whether it is a gift or for sale. (4) If the latter, the price desired. (5) Name and full address.



The Universal AvoMinor

**HE GIVES TWICE WHO GIVES QUICKLY**

*This Page appears by courtesy of the Automatic Coil Winder & Electrical Equipment Co. Ltd., (Makers of "Avo" Instruments), to reinforce Lord Hankey's recent appeal, which is urgent and essential to the war effort.*

**U.I.C.***Silvered Mica Condensers*

AVAILABLE IN CAPACITIES  
FROM 5 TO 10,000 PF.

Only highest grade raw materials used. Continuous and rigorous mechanical and electrical tests ensure efficiency and dependability.

Type approved tropical finish on request.

*Full details and advice gladly given.*

**UNITED INSULATOR CO. LTD.**

12-16, LAYSTALL STREET, LONDON, E.C.1

'Phone : TERminus 4118-9.

'Grams : CALANEL, SMITH, LONDON.

CONTRACTORS TO G.P.O. AND GOVERNMENT DEPARTMENTS.

ON A.I.D. APPROVED LIST.

*The Pioneers of Low-loss Ceramics*



*From the fiery*  
**FURNACES . . .**

. . . of Britain's factories, from her shipyards and laboratories and mines has come many an invention, many a discovery that has changed the course of history. We search for and hold fast to whatever good we can. We know full well that by perseverance only shall we blot out hatred and destruction, misery and hardship and emerge with a fierce determination to make the world a better, safer place. It is our wish always to be associated with that spirit of true comradeship which shall be continued on through happier days.

**DUBILIER**  
CONDENSER CO. (1926) LTD.





**Masteradio**

**VIBRATOR PACKS**

**EFFICIENT PORTABLE POWER**

British Made Equivalents Of All American Types . . . . Plus . . . . The New Patented Silent Surge Circuit . . . .

Write for details:—**MASTERADIO LTD.**  
**VIBRANT WORKS, WATFORD, Herts.**  
 \*Grams: MASTIOLA. \*Phone: WATFORD 9885/9890.

THE PORTABLE POWER SUPPLY FOR RADIO TRANSMITTERS AND RECEIVERS.  
 PUBLIC ADDRESS SYSTEMS.  
 SCIENTIFIC APPARATUS.  
 EMERGENCY POWER SUPPLY SYSTEMS.




Greenwood

**COSSOR CATHODE RAY COMPLETE TELEVISION EQUIPMENT**

We can still offer this apparatus complete with C.R. Tube, in Cabinets as mentioned below. It can be adapted to a variety of purposes, including Oscilloscopes and those interested in Research and Development should not miss this opportunity, as such apparatus is no longer obtainable through normal channels.

Complete Sound and Vision Equipment as illustrated, with C.R. Tube type 3244, diameter approx. 6 in., complete in Walnut Table Cabinet (12in. x 21in. x 16 1/2in.). Carr. fwd., plus 2/6 pack'g **£17**

As above, but with C.R. Tube type 3221, diameter approx. 7 1/2 in., complete in Walnut Pedestal Cabinet (15in. x 20in. x 36in.). Carr. fwd., plus 2/6. packing **£18.5.0**



Further exceptional offers of Cathode Ray and Radio Equipment.

**POWER PACK & AMPLIFIER CHASSIS.** Includes heavy mains transformer 350-0-350, 120 m.a. with 4 tappings. High voltage transformer for supplying C.R. Tube. Various condensers including 16 x 16 mfd. 550 v. working, 1-16 mfd. 450 v. working, 50 x 50 x 2 mfd. B.I. Electrolytics; etc. Pentode output transformer; chokes; resistors; trimmers; bias electrolytics; mica and tubular condensers; short-wave coils, etc. Workmanship and components are of the highest **67/6**  
 Carr. fwd. Add 2/6 for packing.

**TIME BASE CHASSIS.** For 8in. Cathode Ray Tube. Well-made cadmium-plated chassis, size 17in. x 14 1/2in. x 2in., containing approximately thirteen fixed resistors ranging from 15,000 ohms to 1 megohm, five variable resistors, 2,000 to 20,000 ohms, approximately 14 various tubular and electrolytic condensers, also sundry focus and scanning coils and chokes. (Complete circuit and service manual price 6d. ea.) Carr. fwd. **30/-**  
 Add 2/6 for packing.

**VISION UNITS.** To fit on Time Base. Consists of 3 Mullard T.S.E.4 and 1 Mazda D1 Valves. Approximately 25 resistors ranging from 75-75,000 ohms, about 30 condensers of various values, together with Rejector, Grid and various Band Pass Coils, also approximately 10 chokes of various descriptions and W6 Westector. Completely wired and screened. (Complete circuit and service manual available, price 6d. ea.) We have succeeded in obtaining a further delivery of these Units **55/-**  
 which are offered at ... ..  
 Post and packing 1/6.

**CATHODE RAY TUBES** (Magnetic type). Not available through ordinary channels. 10 in. £5, 12 in. £6, 15 in. £8. All tubes must be collected by buyer.

**EA50 TELEVISION DIODES.** 6.3 v., 0.15 amp. Limits: Vd. max. 50 v., Id. max. 5.0 m.a., Vd. max. (Id. = plus 0.3 ma) = 1.3 v., Vfk. max. 50 v., Rfk., max. 20,000 ohms... **10/6**

**MAINS TRANSFORMERS.** Originally made for Television Power Packs where accuracy and robustness are essential. Weight 12lb., size 5 1/2in. x 4 1/2in. overall. 350-0-350 v. 120 m.a. Tapped. 4 v. 2 a.; 4 v. 8 a.; 3 v. 3 a.; 20 v. 1 a. Diagram free. **25/-**  
 Post and packing 1/6

**ROLA ENERGISED SPEAKERS 10 in.** 12/6. Pentode output transformer to suit, 5/6.

**B.I. CONDENSERS.** .1 x .1 mfd. 7,000 volt d.c. test with porcelain insulators ... **20/-**

● **RECEIVER CHASSIS** ●  
 Completely wired, but not tested.

**BEETHOVEN A.G. 4-VALVE 2-waveband Superhet.** Less valves and speaker ... **27/6**

**UNIVERSAL 4-VALVE.** Less valves and speaker ... **22/6**

**LONDON CENTRAL RADIO STORES**  
 23, LISLE STREET, LONDON, W.C.2. \*Phone: GERrard 2969.



# FREQUENTITE

THE PIONEER BRITISH-MADE LOW LOSS CERAMIC

THE DEMAND for Frequentite, which possesses outstanding properties of Low Loss and High Mechanical Strength, continues to increase rapidly—and to be met. Production capacity has been stepped up over a period of years by extensions to plant, the

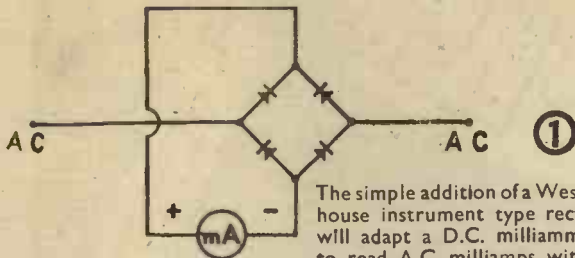
employment of specialised new equipment, and progressive improvements in manufacturing technique. Bulk supplies of the most intricate designs can be delivered promptly, and all manufacturers are invited to write for Catalogue No. SP.10.

## STEATITE & PORCELAIN PRODUCTS LTD.

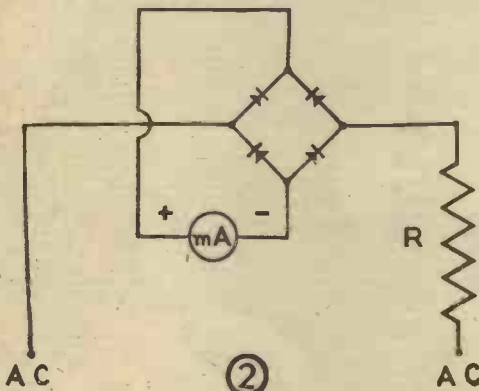
Head Office: STOURPORT-ON-SEVERN, WORCS.

Telephone: Stourport 111. Telegrams: Steatite, Stourport.

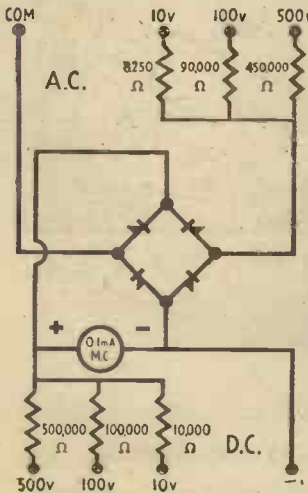
# HOW TO MAKE an A.C.-D.C. TEST SET



① The simple addition of a Westinghouse instrument type rectifier will adapt a D.C. milliammeter to read A.C. milliamps with 11 per cent. higher full scale range.



② By adding a series resistance "R" the A.C. milliammeter is easily converted into an A.C. voltmeter. The value of "R" depends on the full scale reading required.



③ Descriptive pamphlet No. 11-B/1 contains full details for the construction of a simple and robust A.C.-D.C. test set, suitable for reading D.C. and A.C. volts, and for measuring L.F. voltages in radio receivers. It also describes how the meter may be calibrated to read watts or decibels and deals with the design of current transformers to enable high ranges of alternating current to be measured. Use the coupon and get your copy now.

*Westinghouse*

WESTINGHOUSE BRAKE & SIGNAL CO., LTD.,  
Pew Hill House, Chippenham, Wilts.

I enclose 3d. in stamps. Please send me descriptive pamphlet No. 11-B/1.

Name.....

Address..... W.W. 1141


## DAGENITE & PERTRIX

—the dependable

## BATTERIES

FOR RADIO, CARS,

MOTOR CYCLES, COMMERCIAL VEHICLES, ETC.



## DAGENITE

are used for London's Buses, Rolls-Royce and Bentley Cars, Britain's Lifeboats and Aircraft.

## PERTRIX

are supplied to His Majesty's Government and, like Dagenite, are used in every other connection where the utmost dependability is essential. You, too, should use Dagenite or Pertrix in your car or radio.

OBTAINABLE FROM HOLSUN SERVICE STATIONS  
AND USUAL DEALERS

Sales Concessionaires:

**HOLSUN BATTERIES LIMITED**

137 Victoria Street, London, S.W.1



# A PROVED PRODUCT UNDER A NEW NAME

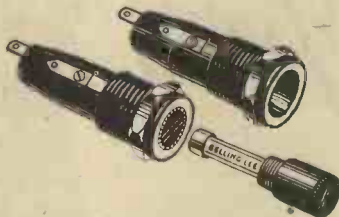


The range of revolutionary fastening devices previously known as Simmonds Speed Nuts will, in future, be marketed under the registered trade name SPEAR Tension Lock NUTS.

SPEAR NUTS, in their many and varied applications, are playing a vital part in an ever increasing number of important industries.

There is a wide range of standard SPEAR NUTS whilst the system is so adaptable that our Development Department is constantly evolving special types to meet customers' particular needs.

# Links in the chain of Success



**PANEL FUSEHOLDER.** Where it is desirable to fit a fuse behind a panel, yet retain accessibility, this holder is indispensable; moulded in Bakelite, single hole fixing, bushed from panel, coin slot in carrier. Soldering spills are provided for easy connecting. With 1 amp fuse or as required.

### Other Belling-Lee Activities

Terminals up to 100 amps, plugs and sockets up to 10-way, fuses 60 m/a. up to 300 amps., fuseholders, valveholders up to 12,000 volts, screened couplers, thermal cut-outs, interference suppressors, screened rooms and cabinets, anti-interference aerials, dipoles and speciality feeders.

**BELLING & LEE LTD**  
CAMBRIDGE ARTERIAL ROAD, ENFIELD, MIDDX

G.A.2825

## DO NOT BLAME YOUR DEALER—

Unfortunately this is war-time and our speaker output must of necessity be restricted, for reasons which you will doubtless appreciate. Your Dealer, when asked to demonstrate Stentorians may have to keep you waiting for a few days—do not

blame him—he is doing his best.



Cabinet  
Models from 21/6

The waiting will be well worth while. With a Stentorian Extension Speaker you will enjoy a new thrill from your listening—the fine balance of tone and the vivid reality of reproduction will delight you.



# Stentorian

THE PERFECT *EXTRA* SPEAKER FOR ANY SET

WHITELEY ELECTRICAL RADIO CO. LTD., MANSFIELD, NOTTS.

## M.R. SUPPLIES

Immediate application essential for following **SMALL QUANTITIES** of **ELECTRO-TECHNICAL GEAR**. Remittances received too late will be returned at once. All prices strictly nett cash.

**SYNCHRONOUS TIME SWITCHES.** 200/250 v. 50 c. Breaking up to 10 amps. Precision made, fully enclosed, with inspection window. Brand new, 87/6.

**SHORT-PERIOD TIME SWITCHES** (spring driven). Dial calibrated in half-minute divisions from 0/15 minutes. Only 2 1/2 in. diameter. Break up to 10 amps. Supplied with mounting ring, 39/6.

**SAFA SYNCHRONOUS MOTORS.** 200/250 v. 50 c. Size 5 1/2 in. x 2 in. x 3 1/2 in. overall. Speed 1,000 r.p.m., double spindle; for light duty only, 67/6.

**MASTER CLOCKS** (Four only—cannot be despatched—collection from this address). In light oak case measuring 2 ft. 9 in. x 12 in. x 6 in. Will each drive 30 secondary clocks (not available) or more with relay. Make: Heliovalt (German). Brand new, £9 10s. ea.

**G.E.C. MINIATURE MICROPHONES.** High performance Transverse Current model. Precise instrument construction, approx. 1 1/2 in. square. Provided with clip for lapel use. 8 ft. lead and plug connector. List price 85/- . Splendid opportunity at 39/6.

**MOVING-COIL MICROPHONES** (by prominent maker). Impedance 15 ohms, sensitivity 45 db. Spring suspended in plated square frame with tapped mounting boss. Fine response, £3 17s. 6d.

**ROTHERMEL NEW JUNIOR PIEZO-CRYSTAL PICK-UPS.** Performance equal to other well-known models (no longer available) but less expensive arm and swivel assembly. Fully recommended, 28/6 (incl. P.T.).

**ROTHERMEL-BRUSH PIEZO CRYSTAL ELEMENTS,** for construction of contact or ordinary microphone, tweeter, piano repeater, etc. Scientifically interesting and useful. 2 1/2 in. dia. fitted stylus, 6/11.

**ERICSSON HEADPHONES.** New, boxed, 4,000 ohms, 20/- pair, complete with adjustable headband.

**COLLARO GRAMOPHONE MOTORS.** Double spring model, complete on unit-plate with auto stop, 12 in. turntable and long handle, 49/6.

**PHILIPS P.M. M/COIL SPEAKERS.** High efficiency model of very handy size. 7 in. diameter, fitted high flux alni magnet. 3-4 ohms imp. The ideal ext. speaker for any set, 16/6.

**GRAMPIAN MULTI-RATIO OUTPUT TRANSFORMERS,** providing 8 ratios, tapped primary and secondary, 5/0. Suitable for above speakers.

**HEAVY DUTY OUTPUT TRANSFORMERS.** Exact "W.W." specification. Providing 11 ratios from 12/1 to 75/1, with C.T. for P.P. High inductance, low loss, weight 94 lbs., 39/6.

**CADMIUM STEEL AMPLIFIER or SET CHASSIS.** Very heavy gauge, drilled for 5 valves and usual components, size 14 1/2 in. x 7 1/2 in. 2 for 6/6, or 4 for 11/6, post paid. Opportunity—steel is scarce.

**CONDENSER PACKS.** Dabiller, 12 x 12 x 4 x 2 mfd., 360 v. wkg., 7/6. Also NBF, 16 x 16 x 16 mfd., 450/350 v. wkg., 7/6.

**PLESSEY CAN TYPE CONDENSERS.** 450 v. wkg., 8 mf., 3/11; 8 x 8 mf., 5/11.

**L.T. CONDENSERS.** T.C.C., 1,000 mf. 12 v. wkg., 3/11. One only **MIRROR GALVANOMETER**, in new condition. By Gambrell, 1,200 mm. per mikro-amp. at 1 metre, res. 5,000 ohms, £9 10s.


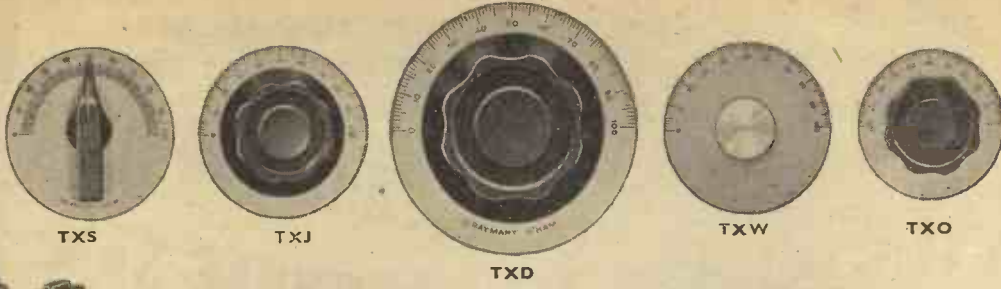
One only **WATTMETER**, by B.T.H. 0/2 kilowatts (20 amps 100 volts). Portable type, direct connected, in new condition, £7 10s.

One only **ROTARY CONVERTER**, Crypto. Input 220/240 v. D.C. output 200 v. 50 cycles, 440 watts, in specially made wood silence cabinet, £16 10s., carriage forward.

Every effort is made to effect delivery by return.

**M.R. SUPPLIES, 68, New Oxford St., London, W.C.1**

Telephone 5- MUSEum 2958



**RAYMART DIALS—KNOBS AND CONDENSERS**

**TYPE TXS.** 2 3/4" Dial, satin nickel-finish, graduated 0-100, complete with Pointer Knob. Temporarily out of stock.

**TYPE TXJ.** 2 3/4" Dial, graduated 0-100, as illustrated, complete with Indicator... each 3/11

**TYPE TXD.** 4" Companion Dial to TXJ with Indicator, graduated 0-100 ... each 5/9

**TYPE SMD.** We manufacture a slow motion drive with dial cursor and locking device for use with the TXO, but it can be used with any of the other dials excepting the TXS. This drive works on the edge of the dial by friction and there is a dial cursor and lock operating at the top of the dial. The price of the complete assembly, with Type TXJ Knob is ... per set 3/6

3" Black Bakelite Skirt Knob, as used on TXD Dial ... each 1/9

**TYPE TXW** 2 3/4" special Dial, without knob, but having solid metal boss and intended for use with our slow motion drive and dial locking device ... each 3/-

**TYPE TXO.** 2 3/4" Dial, graduated 100-0, with no skirt on the knob of this dial ... each 3/3

2 3/8" Black Bakelite Skirt Knob, as used on TXJ Dial ... each 1/3

**STANDARD (VCX) SERIES CONDENSERS**


Type	Max. Cap. in mmfd.	Min. Cap. in mmfd.	Rotor Vanes	Stator Vanes	Price
VC15X	15	2.5	1	1	1/9
VC40X	40	2.75	2	2	2/-
VC100X	100	3.8	5	4	2/3
VC160X	160	6.0	8	7	2/6
VC250X	250	7.3	11	11	3/-
VC20D	20	4.0	2	3	2/9
NC15	15	3.0	1	2	2/9
TC40	40	6.0	6	5	3/6

**MIDGET (MCX) SERIES CONDENSERS**

Type	Max. Cap. in mmfd.	Min. Cap. in mmfd.	Rotor Vanes	Stator Vanes	Price
MC15X	13.5	3.0	1	2	1/10
MC60X	58	5.0	6	5	2/1
MC120X	124	8.0	12	11	2/5
MC5DX	5	3.0	1	1	1/10
MC15DX	15	5.0	3	3	2/-

Special condensers can be made with intermediate capacities, or the ganging feature may also be omitted with a consequent saving in length where quantities justify manufacture. Quantity quotations on request.

**RAYMART INSULATORS AND CERAMIC GOODS**



The twenty-one lines illustrated above are only a small selection from the wide range of insulators and ceramic goods available from Raymart, who carry the largest range of these products in this country. Whatever your requirements in Insulators and Ceramic Goods, send us your enquiries.

Government Departments — Manufacturers — Servicemen, etc., are invited to send us their enquiries.

**RAYMART**  
CRAFT A CREED

48 HOLLOWAY HEAD, BIRMINGHAM, 1

Cables : Raymart, Birmingham.

Telephone : Midland 3254



.... and now it's  
**FOR UNCLE SAM**

*American industry comes through  
with flying colors*

With almost machine gun rapidity Eimac tubes have been adopted by one after another of the leading radio communication fields. The radio amateur, commercial airlines, frequency modulation, blind landing equipment, police radios, television, diathermy, general industrial applications . . . and now Uncle Sam

It is fitting that defense equipment be of the finest obtainable and of proven merit. Eimac tubes fit that description and more too. Their service in the ground stations of practically every major airline...their pioneering in frequency modulation . . . in hundreds of equally important commercial transmitters throughout the world . . . and many other shining examples make them important to the national cause.

Eimac is continuing to produce more and ever more of the tubes which are unconditionally guaranteed against premature failures caused by gas released internally and Eimac is continuing to improve performance capabilities . . . set higher and higher standards of quality...develop new tube types as the industry needs them. But Uncle Sam comes first—you may experience short delays in delivery, but expanded facilities will bring them as fast as possible.

**EITEL-McCULLOUGH, INC.**

San Bruno, California

Export Agent

**FRAZAR & CO. LTD.**

301 CLAY STREET

SAN FRANCISCO, CALIFORNIA, U. S. A.

**Eimac**  
**TUBES**

# The Wireless World

31st  
Year of Publication

Covering Every Wireless Interest

NOVEMBER 1941

Proprietors :  
ILIFFE & SONS LTD.

Editor :  
HUGH S. POCOCK.

Editorial, Advertising  
and Publishing Offices :

DORSET HOUSE,  
STAMFORD STREET,  
LONDON, S.E. 1.

Telephone :  
Waterloo 3333 (35 lines)  
Telegrams :  
"Ethaworld, Sedist, London."

△

**PUBLISHED  
MONTHLY**

Price : One Shilling

(Publication date 20th  
of preceding month)

Subscription Rates  
Home and Abroad  
14/- per annum

EDITORIAL .. .. .	275
" FANTASOUND " —Stereophonic Sound Effects ..	276
TECHNICIANS IN INDUSTRY. By Edward E. Rosen .. .. .	279
CERAMIC HIGH-FREQUENCY INSULATORS. By Ernst Rosenthal, Dr. Ing., A.M.I.E.E., and J. E. Nickless, A.M.I.E.E. .. .. .	281
PLANNING POST-WAR BROADCASTING. By E. P. Butt .. .. .	285
THE WORLD OF WIRELESS .. .. .	286
NEWS IN ENGLISH FROM ABROAD .. .. .	288
SHORT-WAVE SERVICE INTERRUPTIONS .. .. .	289
UNBIASED. By Free Grid .. .. .	290
REPLACING A TRIODE-PENTODE .. .. .	291
LETTERS TO THE EDITOR .. .. .	292
RANDOM RADIATIONS. By " Diallist " .. .. .	294
RECENT INVENTIONS .. .. .	296

Branch Offices :

COVENTRY :  
8-10, Corporation Street.  
Telephone : Coventry 5210.  
Telegrams : " Autocar, Coventry."

BIRMINGHAM :  
Guildhall Buildings,  
Navigation Street, 2.

Telephone :  
Midland 2971 (5 lines)  
Telegrams :  
" Autopress, Birmingham."

MANCHESTER :  
260, Deansgate, 3.  
Telephone :  
Blackfriars 4412 (4 lines).  
Telegrams :  
" Iliffe, Manchester."

GLASGOW :  
26B, Renfield Street, C.2.  
Telephone : Central 4857.  
Telegrams : " Iliffe, Glasgow."

△

As many of the circuit and apparatus described in these pages are covered by patents, readers are advised before making use of them, to satisfy themselves that they would not be infringing patents.

# HALLICRAFTERS

## Model S.29 Sky Traveller

A portable, universal instrument designed to communications receiver tolerances.



The S.29-Sky Traveller is a really universal portable receiver designed for those who demand the utmost precision and reliability. Operating on 240 v AC/DC, or its own self-contained batteries, it provides remarkable reception throughout a tuning range of 553 to 9.85 metres. This instrument can be obtained on priority order only, no stocks being held here, but further details will be gladly sent to interested enquirers.

### GENERAL SPECIFICATION :—

FREQUENCY RANGE: 30 mc to 542 kc.  
VALVE LINE-UP: 1T4 RF, 1R5 Mixer, 1P5-GT. I.F. Amplifiers, 1H5-GT. 2nd Det., A.V.C., 1st Audio, 3Q5-GT., Output Amplifier, 1G4-GT Beat Oscillator, 1G4-GT Noise Limiter and 25Z5G Rectifier (9 valves in all).

CONNECTORS : Doublet Antenna Socket, Long Antenna Socket, Phone Jack, Battery Cable with Plugs, AC/DC Outlet Cord.

FEATURES : Operates on either 240 volts AC or DC and in addition from its self-contained batteries. Electrical bandspread. Battery life prolonged through a self-contained charging circuit. Automatic Noise Limiter. Self-contained collapsible antenna which can be extended to nearly 3 feet. An RF stage used on all bands. Sensitivity below two microvolts on all bands. High gain antenna coupling circuit for maximum antenna energy transfer. Permeability tuned RF and IF circuits.

DIMENSIONS : 7 in. high x 8½ in. wide x 13½ in. deep. Weight including all batteries, 18 lbs.

Price on application.

# WEBB'S RADIO

14 SOHO STREET, LONDON, W.1.

TELEPHONE: GERRARD 2089

Hours of Business : 9 a.m. to 5 p.m. Sats. 1 p.m.

# Formal Notification

**The Manganese Bronze & Brass Co. Ltd. announce that owing to the rapid development of the Organisation hitherto known as "Dynaflex" and carried on in association with The Empire Rubber Company at Dunstable, a separate Company has been formed to be known as**

## **RUBBER BONDERS LTD.**

Rubber Bonders Limited have been granted the Trade Mark and name "FLEXILANT" and in future this Mark will be used as a guarantee upon all goods manufactured by them. The Trade Mark "FLEXILANT" will, therefore, replace the various Trade Marks hitherto used (i.e., "Dynaflex," "Isoflex," "Radiaflex," "Cardaflex," etc.) and for simplicity, products hitherto bearing these names will be known as the "FLEXILANT" Brand of Mountings, Couplings, etc. *These will continue to be developed among the many activities of Rubber Bonders Limited.*



**RUBBER BONDERS LIMITED  
FLEXILANT WORKS • DUNSTABLE • BEDS.**

*Telephone: Dunstable 715*

*Telegrams: Flexilant, Dunstable*

# The Wireless World

COVERING EVERY  
WIRELESS INTEREST

ESTABLISHED  
1911

Vol. XLVII. No. 1073

NOVEMBER, 1941

Price One Shilling

## Looking Ahead

### *Planning the Post-war World of Wireless*

FORTUNATELY, it is no longer considered unpatriotic or inimical to the war effort to discuss plans for the post-war period, or to indulge in day-dreams about the changes we should like to see in the happier world of the future. And why not? Few of the relaxations that are open to us make smaller demands on national resources; and most of us are willing to face discomfort or privations all the more cheerfully if we have constantly before us the picture of a brighter future. In our own world of wireless we shall have an opportunity of making virtually a new start in many directions, while in others there will be at least a chance of righting some of the mistakes of the past. No apology need therefore be offered for devoting some space in this issue to problems that will become urgent when the war is over.

#### *Technicians of the Future*

Of all these problems, none will be of more immediate concern than the "re-settlement" of ex-Service wireless men, and it is an encouraging sign that the industry is already beginning to give serious thought to the matter. This subject, and the closely connected one of technical training, is touched upon in an article printed on another page, where the excellent suggestion is made that "refresher" courses for those wishing to adopt wireless as a civilian career should be instituted during the demobilisation period.

So far as broadcasting is concerned, the organisation and technical planning of the service, particularly in the international sphere, must obviously depend on the political situation. Whatever the position may be, the plan for a drastic change in wavelength that is put forward in an article we publish this month is worthy of serious consideration, if only because the adoption of an ultra-short-wave

system for the home service, as suggested by our contributor, would probably help in popularising television. The re-establishment of that service will in itself be a major problem. Our contributor does not touch on frequency-modulated transmissions, but that is a possibility obviously not precluded from his scheme.

#### *Repaying a Debt*

To return to the ex-Service men. As to their number, we can do no more than guess vaguely that it will be very large. But of one thing we can be certain: the number will be much greater than can be absorbed by the industrial and other wireless activities of peacetime. However hard those who direct these activities may try to find a place for those to whom we owe so much, immutable economic laws (which will still govern whatever kind of world we are to live in) will restrict the number that can derive their livelihood from wireless. Many, however, will still retain an interest in wireless, and for them the obvious outlet will be amateur transmission. Facilities for them to embark on that most fascinating hobby must be made available.


The pre-war pretence that amateur transmission was restricted to serious experiments must be abandoned, and the avowed "hobbyist" must be officially admitted to exist. After the war, the right of everyone, and especially of ex-Service men, to indulge in the finest of all hobbies must be freely acknowledged. But, of course, this must be subject to proper safeguards.

In no sphere of wireless must we be caught without a plan when peace returns, or the opportunity of making a new start may be irrevocably lost. We can at least establish now the broad principles on which detailed plans may be built up as soon as the future becomes clearer.

# “Fantasound”— Stereophonic Sound Effects in Walt Disney’s Film “Fantasia”

WHEN the history of the development of high-quality sound reproduction comes to be written, a prominent landmark will undoubtedly be the sound tracks of Walt Disney’s recent film “Fantasia.”

In this film sound is not so much the accompaniment as the starting point of the ideas expressed in the animated colour cartoons shown on the screen. It is divided into eight sections, each taking for its theme a well-known musical classic played by a first-class orchestra, the Philadelphia Philharmonic, under the baton of Leopold Stokowski. It is not within the scope of this journal to describe the pictorial side, which will no doubt be enjoyed by those of our readers



Test specimen of special sound track. The complex wave form contains the three control frequencies for volume expansion.

who see it, but we can give some details of the sound-recording technique developed by R.C.A. for the full-scale stereophonic reproduction of the music at the first showing of the film in the principal theatres of America.

Special equipment was sent from place to place with the film and auxiliary loud speakers were installed to handle the large sound output and to ensure correct balance for the stereophonic effects. Unfortunately, the war has prevented the showing of the original prints in this country, but the specially combined single sound track which has been prepared for use with existing projectors bears unmistakable traces of the unusual character of the original edition and of the subsequent adjustment of balance and heightening of contrasts in the orchestral playing by the conductor.

The raw materials, so to speak, from which the final sound tracks were composed, were drawn from microphones distributed at strategic points throughout the body of the orchestra. One of the accompanying photographs shows that at least seventeen pick-up points were used in the preliminary balance and control tests. Finally, eight


Stereophonic reproduction, which has been demonstrated to limited audiences on many occasions, takes a step nearer to commercial realisation in the original prints of the film “Fantasia” which, together with special auxiliary equipment, are touring the principal cinemas of the United States

simultaneous recordings were made with microphones at six points in the orchestra and two others as follows: (1) Violins, (2) Cellos, (3) Violas, (4) Brass, (5) Wood Wind, (6) Percussion, (7) Mixed output from whole orchestra, (8) Microphone pick-up at a distance from orchestra.

efforts of his players fell short of his ideals of what the music required, adjustments were effected when the final sound tracks were made up from the six primary channels arriving from different points of the orchestra. These were combined into three tracks associated with the centre, left and right-hand groups of players, and when reproduced through loud speakers similarly placed in the space behind the screen, gave the effect of auditory perspective obtained from listening to a real orchestra. With the help of extension speakers arranged round the auditorium, the audience were at times made to feel that they were in the midst of the players themselves.

Obviously some of the illusion would be lost if the volume range of the orchestra, normally about 70 db, were restricted to the accepted limit of 35 db for variable area recording. Accordingly, a system of automatic volume expansion was introduced and a fourth sound track was employed to

The last two sound tracks provided what might be termed first proofs of the recording. These were examined critically by the conductor and if the



Grouping the players for stereophonic recording of the orchestra. Tentative microphone positions are indicated by the white circles.





A corner of the projection room. One of the new multi-track sound heads is to be seen on the extreme right of the picture.

control each of the three main sound tracks. The latter were of double width, thus adding 6 db to the maximum level which could be recorded, and increasing the available range to 41 db. Nevertheless, to be quite sure that film noise due to grain and scratches should be at all times completely suppressed it was decided to limit the recording range to 25 db and each sound channel was passed through a volume compression circuit which kept down maxima and brought up minima within these limits. The automatic fluctuations of bias in the compression circuits were made to modulated fixed frequencies which were recorded simultaneously as a complex tone on the fourth track. In playing back the record, filters separated the three control frequencies (250, 630 and 1,600 c/s) and after rectification the variations of amplitude were applied as control bias to the variable gain amplifiers at the head of each amplifying channel.

The four sound tracks occupy the full width of a standard 35 mm. film, which is printed quite separately from the picture. The sound film is run through a separate machine, which is synchronised with the picture projector by means of a master three-phase generator, and separate "Selsyn" motors. In the special sound head which has been developed for this purpose, a single reversible exciter lamp

is provided which enables the spare filament to be brought into action merely by reversing the lamp in its socket. The light is formed into a beam one mil. wide and of a length sufficient to scan all four tracks. As the light covers the whole width of the film, the standard rotary stabiliser and solid take-off drum could not be employed, and a special scanning aperture in conjunction with a magnetically driven drum was

Two of these wide-range R.C.A. loudspeaker systems were used in each of the three stereophonic channels on the stage, the outside channels being supplemented by 22 small extension units down each side of the auditorium.


used. The scanning light modulated after passing through the film passes to the four separate photocells housed together with their matching transformers in a compartment on what

would be the front of the machine if it were a picture projector.

After passing through the usual operator's fader control relays, the output from the three main sound tracks goes via pre-amplifiers to the main amplifier channels. The complex control tone is amplified separately, and applied to each of the variable gain amplifiers associated with the main channels where the appropriate tone is selected by a band pass filter, rectified, smoothed and applied as bias to the amplifier. The control stage consists of two 6K7 valves in push-pull, and manual control of the expansion characteristic is available in order that the overall volume range may be adjusted to suit the size and acoustics of individual theatres.

### 700 Watts in Reserve

The power output available from each of the main channels is 120 watts, and this is absorbed by two of the standard R.C.A. multiple loudspeaker units. These units each consist of two HF "tweeters" feeding into cellular horns and four large diaphragm speakers loaded by re-entrant horns. Separate 50-watt amplifiers taking their input through attenuator pads from each side channel feed 22 small cabinet speakers arranged along each side of the theatre. Actually, the amplifiers rated at 120 watts are each capable of delivering 200 watts with only 2 per cent. distortion, so that in



practice a total of 700 watts distributed through 80 loudspeaker elements was available at the first showing of the film in New York. This power is, of course, in reserve for

"Fantasound"—

climaxes in the music, and will not always be used in the smaller theatres to which the full stereophonic equipment is taken.

In addition to the specially combined single sound track which has been printed for standard equipment, and which is the one at present shown in this country, there is another simplified version of "Fantasound" which retains the volume expansion feature, but not the stereophonic effects. This is known as "Vita-

able gain amplifier is introduced in the chain leading to the screen loud speakers and additional house speakers are brought in to handle climaxes, the amplifier feeding them being normally biased to cut-off. This system seems very promising for screen plays where dialogue can be confined to the central loudspeakers, the side speakers being brought in only for music or special effects.

One way or another the film "Fantasia" has created a stir of the first magnitude, and while critics may

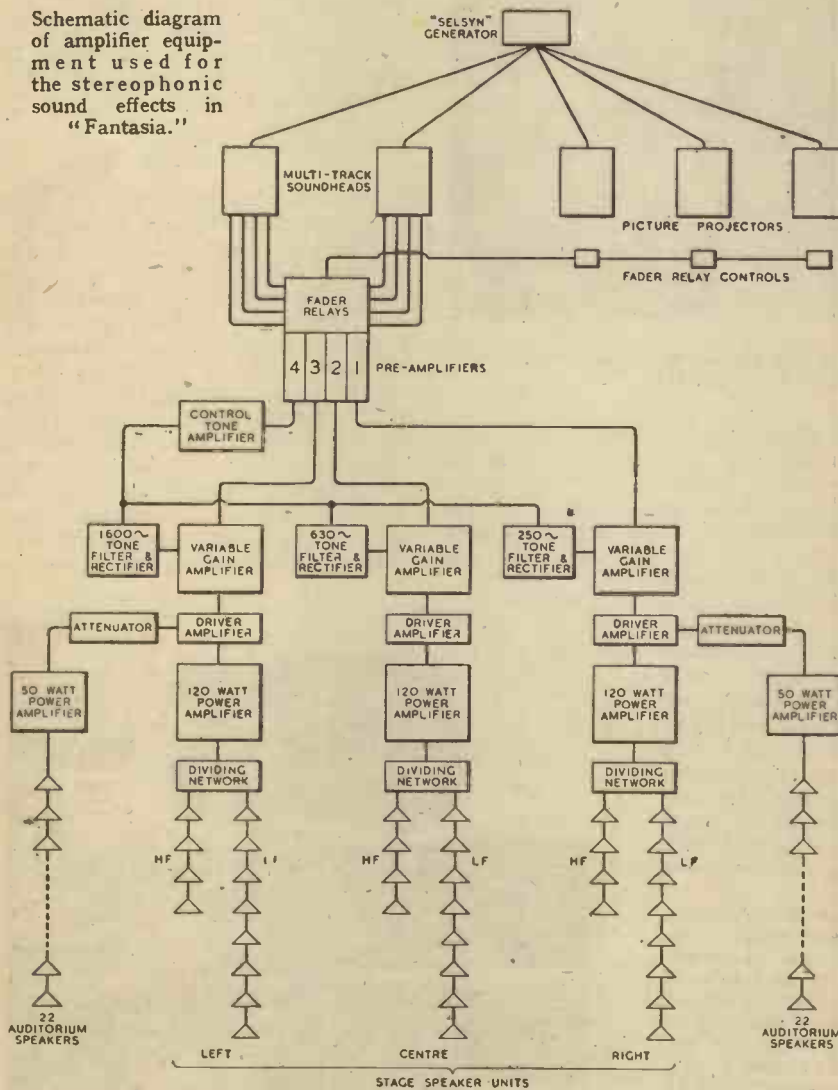
duction in America, and the R.C.A. Photophone engineers who have been responsible for the design of the apparatus, are to be congratulated on their enterprise.

"The ABC of Radio Circuits"

THERE is a very big demand at the present time, by those shortly expecting to enter one of the Services in a wireless capacity, for a book which deals with modern radio circuits and practice, so that they may furnish themselves with a useful groundwork of knowledge before actually joining up. "The ABC of Radio Circuits," by W. E. Miller, B.A. (Editor of *The Wireless and Electrical Trader*), although primarily written for recruits to broadcast receiver servicing, is also available for students in technical institutions, and also for those joining the Forces.

The author takes his readers step by step through the circuits of a modern receiver, and although a great deal of the information is also applicable to the TRF receiver, he deals mainly with the superhet, which is the type of receiver most in evidence nowadays, whether in the Services or out of them. Throughout the book, the treatment of the subject is essentially practical, and the manner in which the complicated circuit diagram of a modern superhet is sectionalised is reminiscent of the "dissected diagrams" which older readers will remember as a popular feature of *The Wireless World* many years ago. The book is equally suitable for the man who already has some knowledge of wireless matters, but desires to brush it up whether for the purpose of entering the Services or for his own edification. He will be surprised at the large amount he has forgotten, or more probably never knew. Pp. 62, 56 circuit diagrams. Published by *The Wireless Trader*, Dorset House, Stamford Street, London, S.E.1. Price 3s. 6d.; by post 3s. 9d.

Schematic diagram of amplifier equipment used for the stereophonic sound effects in "Fantasia."



sound" and is being used in the Warner Brothers theatres in the United States. In this the control track is printed in the spaces between the sprocket holes at the edge of the film, and is used to vary the strength of the 96-cycle current produced by the sprocket holes themselves. A vari-

wrangle over this or that aspect of the association between art and music, the significant thing from the technical point of view is that stereophonic sound is being given its first commercial trial. Leopold Stokowski, who has been a consistent supporter of all previous tests of stereophonic repro-

"The Wireless Engineer"

AMONG the technical journals from which abstracts are included in the Abstracts and References section of the October issue of *The Wireless Engineer* are those from Japan, Russia, India, Germany, Italy, America, Canada and Switzerland. In all, over 300 articles are abstracted or referred to; some at considerable length.

The October issue of our sister journal also includes an article on the diode as rectifier and frequency-changer, the second of a series of articles on coupling circuits as band-pass filters, and the regular monthly summary of recently accepted wireless patent specifications.

Published on the first of the month, *The Wireless Engineer* is obtainable to order through newsgagents, or direct from the publishers at Dorset House, Stamford Street, London, S.E.1, at 2s. 8d., including postage.

# Technicians in Industry

## Planning Post-war Training : Absorbing Ex-Service Men

By EDWARD E. ROSEN

(Chairman, R.M.A. Education Committee:  
Managing Director, Ultra Electric, Ltd.)

I HAVE been asked by the Editor to write on the technical training of wireless men in its relationship to industry; also to touch upon the probable post-war position of trained men. The last part of this request gives me some concern; anything in the nature of unsubstantiated prophecy is dangerous, and one must look back to the past for help in forming conclusions on what plans for the future may reasonably be based.

In the year 1914, a convenient date for reckoning, only 17 years had passed since the possibility of commercial radio was first demonstrated. During these 17 years, only some half a dozen concerns throughout the world were interested in the development of this new science. The personnel employed by these concerns may have numbered between three and five thousand, which number included all sea-going operators. So far as this country was concerned, two or three large stores and maybe half a dozen dealers supplied the requirements to the experimenting amateur and the curious schoolboy. Radio technical literature at that time was very scarce, and the opportunities for learning in this new science were exceedingly limited. Wireless operators in the main were trained either by the operating companies or by the very few privately owned wireless and telegraph colleges. The period of training was about eight months to a year, most of which was devoted to practising the morse code to attain the standard of speed required. Only a little time was devoted to theory which, in the main, centred around the working of a 1½-kilo-watt spark transmitter plus a very simple re-

ceiver system. The total number of circuits employed in such a complete station was fewer than those contained in an average all-wave six-valve domestic broadcasting receiver in use to-day.

Engineers, and here the word must be qualified to mean men who were going to specialise either in design or construction, were recruited in the main from technical college students who had taken a two or three years' electrical engineering course of the City and Guilds standard, but which course rarely included anything but the very elementary principles of radio. The leading wireless companies during this time held special courses for recruits so trained and contracted for definite periods of service. Indeed, it would have been a serious matter for a man so trained to leave his employment in radio because the specialised knowledge could only be utilised in two, or possibly three, concerns in Great Britain.

1914 to 1918 were epoch-making years in radio. The necessities of war

were responsible for an immediate demand for well-trained technical personnel on a scale hitherto not conceived. The Forces opened special training establishments for men of technical ability, and by the end of 1918 a comparatively large body of first-class technicians had been trained. It was largely this body of men who formed the nucleus of the great British radio industry as we know it to-day. Many of these men joined various manufacturing concerns either then in existence or which came into existence with the advent of broadcasting. Radio broadcasting expanded so rapidly and on such novel lines that made an amateur radio technician out of at least one person in every home.

There does not appear to have been any planning by the radio industry during the first ten years of broadcasting for the training of its technical personnel. The man behind the counter in the retail shop, whose sole technical training was derived from the numerous amateur periodicals current at that time, was the technical adviser and friend of the great listening public. It would only be fair to say that a percentage of these men, by one means or another, did so improve their technical standards as to become quite useful wireless mechanics, and did, and do to this day,

How many of those in the wireless branches of the Services will wish to remain in radio after the war, and how many of them will radio be able to absorb? This picture of R.A.F. operators in training conveys a vivid impression of the enormous intake of men into these branches, and also suggests the extent of the post-war problem of resettlement in our own particular sphere.



**Technicians in Industry—**

perform a very excellent service to the radio industry. The position at the outbreak of the present war was that only a small percentage of the men responsible for maintenance and repair of the nine million receivers installed in British homes were technically efficient. The advent of television, with its added complications, very soon demonstrated to the manufacturing industry the complete inadequacy of the existing facilities for providing trained personnel. The Radio Manufacturers' Association had, by co-operation with the Board of Education and various technical colleges in the country, provided courses for technical training, but the number of students who took advantage of these courses was very limited. It may well be that the salaries paid to technical personnel were not sufficiently attractive or the prospects not sufficiently encouraging for men with the right type of training to enter this field. One thing, however, was clearly established—that television expansion would be limited by the extent that first-class technical personnel were available to undertake maintenance

majority of the service men in the broadcast industry were called for duty in one of the three Services. Unfortunately, a disappointingly low percentage proved to have a sufficiently high standard of technical ability for the work for which they were required. Consequently, the Forces had to improvise extensive training schemes to provide wireless mechanics. The net result of these great war efforts in training will be that, when the war is over, a large body of men who had either come from the radio industry and received further training and most excellent experience, or men who were of the right type and who had been brought during the war to high standards of efficiency, will be available for employment in the radio industry.

It is, of course, impossible at the present time to say what proportion of men trained by the Forces can be absorbed by the radio industry at the end of the war, but it would be right to assume that high-grade technicians will be required for the research and development departments of the manufacturing industry, and that there are many at present gaining

manufacturer to produce trouble-free apparatus requiring the minimum amount of technical service. Whatever success in this direction may be achieved, the highly technical nature of radio and television receivers will always necessitate a considerable body of trained technicians to deal with their maintenance. If the manufacturers, in the main, resolve on a policy of supplying their merchandise only through agencies properly equipped both with skilled technicians and adequate test apparatus, a very healthy set of conditions for the radio industry must obviously follow. The well-qualified technician should be the partner of the enterprising radio dealer. The advantages of such partnership must be obvious. A rough estimate of 10,000 key dealers throughout the country should, so far as this branch of radio is concerned, and assuming an average of 2½ technicians per radio dealer, find employment for some 25,000 skilled men. To this number must be added the skilled fault-finders and testers employed by the manufacturers.

The associated uses of thermionics in other industries such as the cinema, electro-medical, X-ray, must of necessity account for a further army of technicians. Now for all these purposes it is apparent that technicians of various gradings will be necessary. The highest grading for the scientific research laboratories of the State and industry will no doubt be recruited from men trained at universities, and is it too much to hope that before long a degree in electron-physics will be established? And for the first-class technicians a National Certificate for proficiency in radio, with full recognition from the whole of the industry? If these are forthcoming, an intermediate certificate for the technical assistant should be established, with the further incentive that such men may be enabled to qualify for the National Certificate.

The tendency at the present time would appear to be in the direction outlined, but undoubtedly serious thought will have to be given by the industry and the State to plan that, before men are released from the Services to return to industry, refresher courses are made available at technical colleges. Only by so doing will the two essential purposes be served—first, to provide radio technicians who know their job, and secondly, to ensure that the radio industry will progress on lines that will enable it to render the best service to the community in the better world that we hope will be established after this dreadful war.



In addition to the large number of men who have entered the wireless branches of the Forces, many youths are receiving radio training in the Air Training Corps. These members of No. 1220 Squadron (March and District) are learning about valves.

and repair of television apparatus, which calls for a higher degree of skill than that necessary for sound broadcast receiver maintenance.

The outbreak of war in 1939 was followed by an immediate demand from the Services for large numbers of skilled wireless personnel. The age of reservation for such personnel was raised to a level where a large

excellent experience in the Forces who should be well qualified to take up such positions in industry. The development of radio and television, in order to be of the greatest usefulness in the home, will no doubt follow the trend of the motor car, the refrigerator, and the many domestic appliances in use to-day. There will be constant striving on the part of the

# Ceramic

## Recent Developments Reviewed: Electrical and Mechanical Design Considerations

EVERY insulator coming within the influence of an electrical alternating field consumes a certain amount of electrical energy and transforms it into heat, and losses occur.<sup>1</sup> It follows from the equation given in the footnote that the energy lost in an insulator increases with the square of the voltage and with the frequency; it is, furthermore, dependent on the loss angle or power factor of the insulating material in question. This power factor has a certain value in the case of each material and in many cases increases with increasing frequency and with increasing temperature. It can, therefore, be seen how very important is the influence of the frequency on the energy lost in insulating materials. If the power factor of the insulator increases with increasing frequency, it is right to say that energy loss increases with the square of the voltage and the square of the frequency.

To give a practical example: A high-tension bushing manufactured of porcelain (the loss factor of which is about  $100 \times 10^4$  at low frequencies) and having a capacity of  $5 \mu\mu\text{F}$  would, at a voltage of 10 kV at 50 cycles consume about 1.5 milliwatt. At  $50 \times 10^6$  cycles it would, however, consume 1.5 kW, which loss would very quickly increase owing to the heat caused by that heavy consumption of energy—energy that is in this case entirely wasted.

It is quite obvious that such a bushing would form a very weak point in a high-tension high-frequency circuit, because the insulating material would soon break down owing to the heat developed by the high power factor of

<sup>1</sup> When the lost energy (N) is only a small proportion of the total energy, it is given nearly enough by the equation

$$N = V^2 \pi f C \tan \delta$$

where V is the voltage, f the frequency, C the capacity,  $\tan \delta$  the tangent of the loss angle or the power factor of the insulating material. The capacity C is determined by the dielectric constant and shape of the insulator and electrodes. Both are constants, the former being a material constant and the latter a constant of the insulator design. The dielectric constant of most insulating materials used for radio frequencies, with the exception of some ceramic condenser materials referred to later in this article, is between 5 and 10.



Cossor valve with ceramic base and, on right, a coil (Bullers) of which the conductor consists of a silver coating deposited on a ceramic former; the inductance value can be adjusted within narrow limits by compressing the coil.

the insulating material. A substance possessing a sufficiently low power factor which, at the same time should be independent of the frequency and of the temperature, should be used instead to keep the high-frequency losses of the bushing down to approximately the same level as the bushing would introduce at low frequencies.

It has to be borne in mind that for low frequencies porcelain is a highly satisfactory and useful insulating material and suitable at these frequencies for the most severe working conditions. But for high frequencies it should, owing to its high power factor, be replaced by other materials having a low power factor and the same favourable, or if possible even better, mechanical characteristics, because the power factor is not the only material constant that has to do with the absorption of power. Since air has a smaller power factor than even the best solid insulating material, it is very often essential to use insulators of the smallest possible size. This requirement makes good mechanical characteristics of the insulating material of decisive importance.

### Recent Improvements

When considering the example given for porcelain bushings above, it should be furthermore borne in mind that porcelain has, at low and high frequencies, a much lower power factor than most of the insulating materials used in high-frequency oscillatory circuits not many years ago.

These explanations illustrate the importance of the very great improvements which have been achieved by the ceramic industry and science. Special high-frequency ceramics which

# High-Frequency Insulators

By ERNST ROSENTHAL,  
Dr. Ing., A.M.I.E.E.

and

J. E. NICKLESS, A.M.I.E.E.  
(Bullers, Ltd.)

meet all the requirements called for by high-frequency technique have now been developed.

It has been shown that a low power factor is very important for every kind of insulating material used in high-frequency circuits. We have also seen that, if the purpose of the insulator is to support or otherwise space the electrical conductors, the dielectric constant has to be kept low because a higher dielectric constant would result in a higher capacity of the insulator and this would introduce higher dielectric losses. But if, on the other hand, the insulating material forms the dielectric of a condenser, the fact that a higher dielectric constant results in an increased capacity of the condenser may be made use of, because it makes it possible to keep the dimensions of the condenser small. For this purpose special ceramic materials have been developed which combine a high dielectric constant with a low power factor.

### Temperature Effects

Most of the condensers hitherto used and most of the insulators which, owing to the fact that they are in the neighbourhood of strong electrical fields, form a kind of condenser, possess a dielectric constant (permittivity) which increases with increasing temperature, causing their capacity to increase and resulting in a positive temperature drift of the whole oscillatory circuit. To compensate for this drift, dielectric material with negative temperature coefficient of its dielectric constant (permittivity) was looked for and this requirement was met by the development of new ceramic insulating materials possessing a negative temperature coefficient of the dielectric constant.

This type of material is now used for the manufacture of condensers which make it possible to compensate the positive temperature drift of the oscillatory circuit.


**Ceramic High-Frequency Insulators—**

In other cases it may be of advantage to use ceramic insulating materials which do not change their volume with increasing and decreasing temperatures. Very small changes in the length of an insulator may, for instance, change the capacity conditions or a small change in the diameter or the length of a coil may change its inductance. To avoid such alterations the use of a ceramic material which has a very small heat expansion coefficient is of special advantage.

The design and manufacture of high-frequency and high-power valves confronts the manufacturer of insulating material with special problems. According to its position in the interior of the valve the power factor may be of greater or less importance; or, according to the heat developed in the neighbourhood of the interior insulator, the ohmic resistance at high temperatures and the power factor at high temperatures may be more important. Under normal conditions the insulating material must not possess any porosity because the absorption of humidity would completely upset its insulating qualities. But at the high temperatures in the interior of a valve the conditions are different, and for these special purposes materials have been developed possessing a



Stand-off ceramic insulators for medium and high voltages.



certain porosity which allows all the occluded gas particles to be removed before the final sealing up of the heated valve.

It follows from these statements that various different insulating materials are required having quite different electrical and physical characteristics. The following five types meet the different requirements called

for in high-frequency technique:—

1. Insulating material with a low power factor, low dielectric constant, and high mechanical strength for general use as insulators and insulating or spacing parts of components like coil-formers, bases of trimmer condensers and mica condensers, wave range switches, crystal holders and plates for air tuning condensers, variometers, spacers for co-axial cables, etc., etc.

2. Insulating materials having a low power factor and high dielectric constant for the manufacture of high-frequency condensers, low and high tension.

3. Insulating materials with high dielectric constant, low power factor, and a negative temperature dependence of the dielectric constant, the negative temperature coefficient being graded so that high, medium and low negative temperature coefficient of the dielectric constant may be available.


4. Insulating material possessing low temperature coefficient of expansion, low dielectric constant, and a low power factor.

5. Insulating material possessing at high temperatures low power factor and high ohmic resistance which do not release air *in vacuo* at high temperatures.

After having set out the main physical and dielectric characteristics required by short-wave technique, we will now briefly describe the various new ceramic materials which possess these required characteristics.

This task is in each case fulfilled by manufacturing substances containing the various crystals which possess the physical characteristics required, and which impart their properties to the ceramic insulating material. All these crystals do not occur in any quantities worth mentioning in nature, but are produced by mixing materials, which contain certain constituents of the desired crystals, and the formation of which is then achieved by firing the mixture at high temperatures.

The material that we have placed in Class 1 is characterised by the crystal Clinostatite, which is formed by firing under suitable conditions of the mineral talcum, steatite or soapstone.



Various types of aerial insulator.

These minerals, identical in chemical composition but different in crystalline structure, are hydrous magnesium silicates of the formula  $3\text{MgO} \cdot 4\text{SiO}_2 \cdot \text{H}_2\text{O}$ . These types of bodies were formerly called steatite bodies, but since this word has been used for all kinds of ceramic materials containing the above-mentioned magnesium silicates, it is more clear to denominate these vitrified bodies after the crystal Clinostatite ( $\text{MgOSiO}_2$ ), which is formed by the dissociation of talc, or soapstone, at high temperatures. The desired electrical properties are entirely a function of the degree of crystallisation, and it has been proved that as more of this crystal is formed and the more homogeneous its structure, the more favourable are the dielectric properties.

**Raw Materials**


Since this type of insulating material is the most widely used in high-frequency technique, a few words may be said about its composition and manufacture. For making insulators of the Clinostatite type talcum, soapstone or steatite are finely powdered and carefully mixed with some clay and certain fluxes. Despite the fact that these fluxes constitute only a very small portion of the body they are the determining factor for the properties of the finished article, and by varying these fluxes the ceramic engineer can produce specific properties in the finished body. The mixture of talc, clay and fluxes is plastic enough to be pressed by steel dies into the desired shapes. By adding some water to the dry mixture, higher plasticity is obtained, which makes it possible to extrude the body into tubular shapes or rods through extrusion presses. After drying, the

pressed or extruded articles are hard enough to be machined like metal parts, and it is possible at this stage to drill holes or make other modifications which could not be obtained by the pressing process.

The firing, which takes place at very high temperatures, changes the relatively soft article into a stone-like and well-vitrified mass.

Commercial examples of the Clinoenstatite type of insulation material produced in this country bear the trade names of Frequelex (Bullers) and Frequentite (Steatite and Porcelain Products).

Ceramic insulating material in Class 2, with a low power factor and high dielectric constant and high permittivity, is made by grinding and suitably preparing the mineral rutile ( $TiO_2$ ). The main characteristic of rutile is the very high dielectric constant, and it imparts this characteristic to ceramic bodies. Only a very small percentage of clay or bentonite is added to make this material workable. A very high dielectric permittivity is only of advantage if used as a dielectric for condensers. Since only a very slight percentage of plastic clay can be added to the rutile, these types of bodies are not very plastic and can only be worked into simple shapes. High-frequency condensers for low working voltages have the shape of tubes, discs or caps, and even for higher tension no complicated or intricate forms are required. Therefore, this type of material is now widely used for the manufacture of



Ceramic valve holders.

condensers. Of special importance is the fact that the temperature coefficient of the dielectric is negative, and this fact enables condensers with rutile dielectrics to compensate for the positive temperature drift of the oscillatory circuit.

If the total amount of the positive frequency drift present in an oscillatory circuit has been determined and the change of capacity caused by temperature variation measured, it is easy to calculate the capacity necessary for compensation and the temperature coefficient of the permittivity

which this compensating capacitor should possess, and it is so possible without drastic changes in the design of short-wave apparatus to obtain independence of its frequency from temperature.

Faradex and Permax, produced respectively by Steatite and Porcelain Products and Bullers, are commercial examples of British rutile insulators.

The capacity change per degree Centigrade of this type of body is minus  $6.5 \times 10^{-4}$ . For many purposes a smaller capacity change per degree Centigrade is desirable, and for cases where such kinds of dielectrics are required, the insulating materials of Class 3 have been developed. These are also used primarily for the manufacture of condensers, the temperature coefficient of its permittivity ranging between minus  $6.5 \times 10^{-4}$  and zero. This type of material is characterised by the formation of magnesium titanates. There exist various magnesium titanates having a different ratio of magnesium oxide and titanium oxide, all possessing an extremely low power factor and a graded coefficient of the temperature dependence of the permittivity according to the composition and structure of the crystals.

Tempalex and Tempradex are examples of British-made insulating material in the magnesium titanate class. The first is produced by Bullers and the second by Steatite and Porcelain Products.

#### Class 4 : Cordierite

The insulating materials in Class 4 are characterised by the formation of the crystal Cordierite, which has the formula  $2MgO \cdot 2Al_2O_3 \cdot 5SiO_2$ . This mineral, which does not occur in nature, has an extremely small thermal expansion and imparts this property to ceramic bodies which are manufactured by mixing talcum, clay and alumina in certain proportions. Since a considerable percentage consists of plastic material, it is possible to manufacture insulators of

the various shapes described for Class 1.

These Cordierite bodies are manufactured for high-frequency components by Bullers, and in the United States by the Lava Corporation.



Ribbed and grooved coil formers.

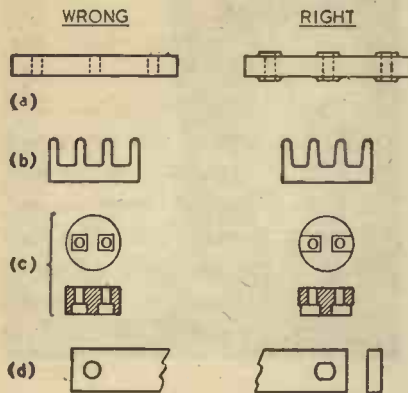
The insulating materials in Class 5, specially designed for the manufacture of interior valve supports, have various compositions according to the special purpose for which they have been developed. The most universally suitable bodies for valve spacers are talcum bodies containing no flux and possessing low power factor and high ohmic resistance at high temperatures.

The principal characteristics, as compared with porcelain, of the ceramic insulators in Classes 1-4 are summarised in the accompanying table.

It has been mentioned above that the various types of high-frequency ceramics are shaped in a plastic state and that they owe their physical properties to the crystals which are being formed during the firing process at high temperatures. The consequence of these facts is that the fired articles leave the ovens smaller than when they were originally shaped, and this shrinkage amounts to 10 per cent

	Clinoenstatite (Class 1)	Rutile (Class 2)	Magnesium Titanate (Class 3)	Cordierite (Class 4)	Porcelain
Power factor at 10 Mc/s $\times 10^4$ ...	3-6	2.7-8	0.7	40-70	70-120
Dielectric constant (permittivity)	5.5-6.5	40-80	14-16	5.5	5.0-6.5
Capacity change per $^{\circ}C. \times 10^{-4}$ ...	+1.4-+1.6	-6.5--8.5	+0.5--0.7	+1.5	+1.5-+2.5
Tensile strength lb./in. <sup>2</sup> ...	6500-8500	6000-8500	6000-8500	4200	4200-4500
Compressive strength lb./in. <sup>2</sup> ...	65 000-100 000	40 000-80 000	40 000-80 000	50 000	40 000-60 000
Linear Coefficient of Expansion $\times 10^{-6}$ ...	6.3-8.5	7-8	6.2	1.1-1.8	3.5-4.8

**Ceramic High-Frequency Insulators**—to 18 per cent. of the original size. This is due first of all to the fact that plastic materials like clay or talcum are being used to give the required shape, and these plastic materials contain water in various states. During the drying process the moisture evaporates, causing some shrinkage.



Some of the points to which attention should be paid in the design of ceramic insulators. Adoption of the correct practice makes for economical production. (a) It is difficult to ensure that strips of considerable length shall be perfectly flat, but in many cases the effect of any deviation can economically be overcome by providing holes with bosses, the faces of which can easily be ground dead true. (b) Narrow fins and sharp junctions with the main body result in drying cracks and heavy manufacturing losses. Sturdy fins and joints to the main body with generous radii and slightly sloping sides represent the right design. (c) Closed square slots for registering bolt heads, etc., should not be placed close to the periphery of the article because the thin wall of porcelain is a source of weakness. Rectangular slots which obviate the need for side walls are just as effective. (d) On articles where screws, bolts or plugs are fitted through plain holes in an insulator, it is necessary to compensate for the variations and shrinkage of all ceramic materials. An elongation of these holes will compensate for such variations.

During the firing process further evaporation takes place, causing further shrinkage and leaving air pockets which, when the material gets soft at higher temperatures, are closed, and this obviously results in further contraction. This shrinkage is not exactly equal and does not amount to the same percentage in the various directions. As a result certain tolerances in the dimensions have to be allowed to the manufacturer, and when designing insulating parts the

designer has to take these facts into consideration. If very great accuracy is required, the ceramic articles can be machined either after the drying or even after the firing, but the latter process is expensive and its application should be reduced to the minimum possible extent. Since the designers of high-frequency apparatus are seldom specialists in the manufacture of ceramic materials, a close collaboration between the designers of high-frequency apparatus and the manufacturers of ceramic parts is very

essential. Some indication of the kind of details to which the consideration of the designer of ceramic parts should be given will be gleaned from the accompanying drawing. Attention to matters of this sort increases the efficiency of production and also keeps down cost.

In concluding this article the authors wish to acknowledge the assistance received from Messrs. Bullers, Ltd., and to express their thanks for permitting publication of the photographs.

## A.R.P. and All That

### A Wireless Warning System from the U.S.A.

**A**N interesting method of giving A.R.P. and other emergency warnings by wireless at any hour of the day and night has recently been developed in the U.S.A. by RCA engineers, and demonstrated in New York and elsewhere.

It functions in a very simple manner. When it is desired to send out an emergency message such as an air-raid warning, a warning of floods, or anything of a similar nature, from a broadcasting station, the announcer plugs into the microphone circuit an oscillator unit which modulates the carrier wave of the broadcasting station at a frequency of twenty-four cycles-per-second, or any other convenient value.

This is picked up by a special fixed-tune three-valve receiver which must be left constantly switched on ready to receive this special signal. The signal is used to operate a relay which sounds an electric bell and switches on a light in order to attract attention. At the same time the loudspeaker attached to the emergency set is switched on so that all is ready for the special emergency announcement to be made.

When it is desired to reverse all these effects, i.e., to disconnect the loudspeaker, and re-set the receiver to the "stand-by" position, the announcer at the broadcasting station presses a switch which causes the carrier of the station to be modulated at a frequency of 36 c/s or other chosen frequency.

One of the advantages claimed for this system is that it can be made quite independent of the electric power supply mains which might be cut off in an emergency. The special receiver which, as already mentioned, is left switched on all the time to receive the warning signal, can be operated from

batteries to make it quite independent of mains failure.

One cannot help feeling, however, that the system has many disadvantages, as even though special low consumption valves can be used in order to render battery life considerable, they will not be everlasting, and by the general cussedness of things they will probably run down shortly before an emergency happens. An even greater disadvantage is the apparent impossibility of localising the warnings over a restricted area, and we have yet to be convinced that our own authorities were wrong in adopting the system of warnings which has stood up so well to the test of war.

## The Wireless Industry

**STRATTON & CO., LTD.**, makers of "Eddystone" components, are now established at Alvechurch Road, West Heath, Birmingham, 31, and have just issued a loose-leaf technical handbook with data sheets of the lines which are now available.

The range of nuts and fastenings sold by Simmonds Aeroaccessories, Ltd., under the name of "Speed Nuts" will in future be known as "Spear Nuts."

Multicore Solders, Ltd., Bush House, London, W.C.2, have now produced a pure tin solder with three cores of "Ersin" flux in gauges from 10 to 22 SWG for work requiring a lead-free solder.

The spectrographic determination of impurities in lead-tin solders is dealt with in Publication No. 105 issued by the Tin Research Institute, Fraser Road, Greenford, Middlesex.

Leaflets describing small coil-winding machines, both hand and power driven, are issued by Frank Whitelegg, 90, Robin Hood Lane, Sutton, Surrey.



# Planning Post-War Broadcasting

## *Should Long and Medium Waves be Scrapped?*

By E. P. BUTT

**A** SERVING soldier in the Middle East, it may well be argued, is hardly a good judge of the trend in the development of radio at home. Yet distance gives a detachment to the onlooker which is sometimes denied to those on the spot. So, it seems to me, that the ideas of one, somewhat removed from the scene of events, but profoundly affected by them, may well be of value to those at home.

One of the first, and to my mind most significant, effects of the war on radio was the demise of broadcasting on the long-wave bands. Long-wave broadcasting was the cradle of modern radio, but I, for one, hope that those pre-war giants of the ether which infested the band will never reopen and that these wavelengths will be more usefully employed by commercial stations. I also hope that this trend of cutting out redundant wave-bands will continue in a downward direction.

### "Nation Shall Speak . . ."

Another very striking feature of wartime radio is the enormous importance and public interest in short-wave broadcasting. The short-wave band appears to be rapidly superseding the medium-wave band as the medium for expressing the national point of view, and as such has attracted a large portion of the radio public in its search for news. What, then, is the use of the medium-wave band? The obvious answer to this query is that the medium-wave band provided the main channel for distributing programmes primarily meant for home consumption. This function it fills incompletely owing to its international character, which has imposed upon the nations a necessary limitation in the number of wavelengths available to each country with a consequent deterioration in service. In spite of this, however, interference is rife over the whole band. The only way out of this impasse, in my opinion, lies in the full utilisation of the 5-10-metre band.

The limitations of the ultra-short-wave band are obvious enough. Yet its principal limitation, its small and

well-defined service area for each station, could be a tremendous advantage. The whole country could be covered, quite cheaply, by using a comparatively large number of stations of low power on three wavelengths. The stations could be so arranged that no two on the same wavelength were adjacent. In this manner the whole country could be given a good local service without considering what was happening at Riga or Sofia. The international role of broadcast could be adequately served by the short-wave band. In fact, this state of affairs already exists. This scheme would eliminate the necessity of maintaining costly stations on the medium-wave band, although until other nations had adopted a similar plan our national point of view would have to be maintained on this band.

The suggestion that the ultra-short-wave band be used for the local service brings into prominence the future of television, since the two services would then be more closely linked. There are two main points which need to be borne in mind here. First, that whilst television has a great appeal in thickly populated districts it offers its greatest advantages in more lightly peopled areas where the competition of other amusements is not so strongly felt. Secondly, that it seems unlikely that an all-day service will ever be economic. These conclusions stress the need for a national coverage for television, the sound transmitters providing a useful alternative programme, especially outside television hours.

### Home Service Plan

My proposal, then, is to cover the whole country with a network of ultra-short-wave transmitters, built in groups of three. There would also be twin transmitters for television and another transmitter for sound radio, with the television sound transmitter acting as a regional alternative station. This would utilise nine wavelengths, the stations being arranged in such a manner that those on the same frequency were geographically well separated. It would probably also be necessary to build some single stations in very remote areas, giving the sound

An article in last month's issue showed some of the difficulties in the way of effective and equitable allocation and use of channels for European broadcasting on medium and long waves. The author of the present article suggests the total abandonment of these wavelengths, and describes a scheme for using short and ultra-short waves in their place

programme only in much the same way as is done now on the medium-wave band.

The advantages accruing from this scheme would be numerous. The principal advantages are that foreign stations could not interfere with the local programme and that high-quality reproduction would be more easily and cheaply achieved. Practically the whole of the medium-wave band could be handed over to commercial users, if other nations followed our lead, thus giving a certain amount of relief to the short-wave bands.

### Scope for Designers

The industry would also reap considerable benefits, as a very cheap local station set, giving excellent quality results, would be comparatively easy to produce, and the more expensive sets would only need to cover the short-wave and ultra-short-wave bands. This would give designers and technicians far greater scope than at present in the design of sets and free them from certain encumbrances (and may I say fetishes?) imposed on them by the chaotic condition of the medium-wave band.

Obviously the transition to this scheme would have to be gradual, although the war, and in particular enemy aircraft, may force the issue. After the war it seems more than likely that the whole of our broadcasting system will badly need an overhaul. Let us hope that those in high places, not only in the B.B.C. and in the industry, will have the vision and initiative to replan our broadcasting services boldly.

# THE WORLD OF WIRELESS

## AMATEUR FREQUENCIES

**80-metre Band for U.S. National Defence**  
THERE is under way in the United States a vast plan for the training of thousands of pilots at some 40 new flying schools, each of which will maintain from 25 to 50 training 'planes. According to *QST*, these schools are planned to produce an annual output of 30,000 American and 7,000 British pilots. For the instruction of pilots at this rate a new technique in training has been introduced.

When a student has finished his basic training his instruction in solo flying will be undertaken with the aid of two-way radio telephony between his 'plane and the instructor's or a ground station.

In view of the existing congestion throughout the spectrum and the desire to cause the least possible inconvenience to existing services, it was recently announced by the U.S. Federal Communications Commission that amateur operation within the continental United States on the frequencies between 3,650 and 3,950 kc/s, which are normally assigned exclusively to amateurs, would be temporarily restricted.

It is understood that the transmitters on the 'planes have an output of only four or five watts, and the ground stations 50 watts. A reliable service area of over 25 miles is provided.

## LICENSED LISTENERS IN AMERICA

### FM Experiment in New York

IT has been estimated that ten per cent. of the New York population is prepared to pay \$2.50 a month to receive high-fidelity non-commercial programmes radiated by the Musak Corporation from its new 1-kW frequency-modulation station. To restrict reception to subscribers, an interfering signal, which can only be tuned out with the receiver supplied, is transmitted.

Musak has for some years been applying advertisement-free programmes by line to hotels, restaurants and flats. According to *Broadcasting*, Musak, in a statement to the F.C.C. when applying for permission to construct the new station, stated that the purpose of the experiment is to determine whether the public or a sufficiently large portion of the public would prefer to obtain programmes by direct payment for the service.

## RADIO DIPLOMA "RAMP"

### Manchester I.R.E. Case

FOUND guilty on a series of charges of "unlawfully and knowingly by certain false pretences" obtaining various sums of money paid as fees to the Institution of Radio Engineers and its successor, the Royal Institution of Radio Engineers, the secretary, R. W. N. Spencer, was recently sentenced to twelve months' imprisonment by the Salford Stipendiary.

Evidence was brought that Spencer had conducted a bogus business at 393-395, Bury New Road, Broughton, Lancs, and that he personally collected many hundreds of subscriptions from persons who were under the mistaken belief that the organisation was a genuine one exercising some influence in the wireless industry and among radio engineers.

The fees payable were £3 3s. for associate membership, open to service engineers up to 22 years of age; £5 5s. for membership (managers up to 28); and £10 10s. for fellowship (proprietors and directors over 35). The benefits set forth in the circular were a diploma, referring to "theory and practice in radio and television engineering," a printing block of the I.R.E. emblem, a cigarette case with the emblem on it, lectures and books.

It was claimed in evidence that there never was a lecture or examination, and that the "registrar" who signed some of the diplomas was a 17-year-old typist. Having later registered his business as the Royal Institution of Radio Engineers, Spencer circularised members inducing them to pay one or two guineas for new diplomas from the "Royal I.R.E., incorporating the I.R.E."

In his summing up the Salford Stipendiary (Mr. F. Bancroft Turner) said: "I have not the slightest hesitation in describing this institution as a ramp. It merely existed for the purpose of purporting to sell the use of letters after a man's name."

The secretary of the British Institution of Radio Engineers asks us to point out that it has never in any way been associated with the Manchester concern.

## CIVILIAN TECHNICAL CORPS

THE first contingent of some 50 American volunteers for the Civilian Technical Corps were welcomed to Britain by Air Marshal Sir Philip Joubert, A.O.C., Coastal Command, early in October. In welcoming the technicians, many of whom will be engaged on radiolocation, Sir Philip said: "Those now engaged on radiolocation can look forward to peace, for they will then be 'in' on something likely to be one of the biggest single factors in improving safety in the air and at sea."

It will be remembered that the C.T.C., who will wear blue-grey uniform of the R.A.F. pattern with a flat-topped field service cap bearing the Corps badge, is a body of civilian craftsmen recruited from America for the maintenance and repair of Service technical equipment. They receive civilian rates of pay and undertake to serve as non-combatants for three years or the duration of the war, whichever is the less.

The Secretary of State for Air recently appointed Mr. Donald Gill as Commandant of the Corps.

## DAMAGE TO IMPOUNDED AMATEUR APPARATUS

### P.M.G. Not Responsible

CONTRARY to general expectations, the G.P.O. recently stated that the Postmaster-General "is under no liability for damage by enemy action or other causes beyond his control" to transmitters' apparatus now in the hands of the G.P.O.; "he is merely a bailee of the property."

It is understood from the Insurance and Companies Department of the Board of Trade that the apparatus falls within Part 2 of the War Damage Act, 1941, and would be insurable either under the business or the private chattels scheme. Two ex-

planatory memoranda, BS4 and PCS5, can be obtained from the Board of Trade, Romney House East, Tufton Street, London, S.W.1, or from most fire insurance companies.

The G.P.O. is notifying owners of apparatus of its present whereabouts and if it is damaged, so that those who desire may inform their insurance company.

Owners of impounded apparatus are asked to notify the Engineer-in-Chief, G.P.O. Radio Branch (W2/1), Harrogate, Yorkshire, of any change of address.

## INSTRUMENTS WANTED

## Lord Hankey's Appeal

LORD HANKEY, H.M. Paymaster-General, at the recent Radio Manufacturers' Association luncheon appealed to radio manufacturers to release every radio technician they possibly can who is under the age of reservation for one of the three Services in a radio capacity.

He referred to the shortage of instruments for the training of young people in technical colleges and universities owing to the heavy demands of the Services. The instruments most urgently needed are multi-range AC and DC meters, especially the Model 7 and Model 40 Avometer and Avominor.

Readers who have spare instruments are asked to send details to Mr. R. P. Browne, Secretary of the Radio Manufacturers' Association, 59, Russell Square, London, W.C.1, stating type, approximate age and condition, price desired (if not offered as a gift) and their full name and address. The apparatus should not be sent.

## PRESS AND RADIO

## Journalists and the B.B.C.

THE view recently expressed by Mr. J. H. Brebner, Director of the News Division of the Ministry of Information, that newspapers and radio do not clash is not shared by Mr. W. R. Willis, president of the Institute of Journalists, who urges that the B.B.C.'s early morning news bulletins should be eliminated, as they "work prejudicially to the Press by taking off the cream of the morning papers."

In Mr. Willis's view, "the B.B.C. is creating, to an alarming extent, a completely uninstructed and docile mass opinion." This view has been criticised by correspondents to the Press. Mr. Arthur Mann, a governor of the B.B.C., writing in the *Yorkshire Post*, submits that the Press and the B.B.C. play a complementary rôle in the service of democracy, and that "the intelligent interest in affairs encouraged by the B.B.C. causes the listener to turn with greater avidity to his newspaper for fuller information and editorial opinion."

It is pertinent to note the situation in America, where, as a result of a recent survey conducted by the director of the magazine *Fortune*, it is revealed that broadcasting is the source from which the majority get their news. From a census of over 5,000 persons, providing a good cross-section of public opinion, it was shown that 39 per cent. rely upon broadcasting for their news and 31 per cent. upon newspapers, while 26 per cent. do not favour one more than the other.

## TELEVISION SETS

## Output in America

WITH insufficient materials for making ordinary broadcast receivers, owing to the demands of National Defence, manufacturers in America are not planning to start production of television receivers on a very large scale.

New York's three thousand odd television receivers, which were built for the reception of the early transmissions, are being altered to conform to the new standards now in use. In addition, RCA and DuMont each have about five hundred sets at their factories, which are also being converted. It will therefore appear that New York's television receivers will not exceed five thousand for some time to come.

Despite the fact that since July 1st New Yorkers have a choice of programmes from competing stations, television is, for the present, likely to have but a small audience.

## M.o.I. AND B.B.C.

RECENT Parliamentary debates have clarified the relationships between the B.B.C. and the Government. It has been made clear that the Ministry of Information now controls all news broadcasts—Home, Empire and to non-enemy-occupied countries. Broadcasting to the enemy and to countries under his control is directed by the Political Warfare Executive (of which the Minister of Information is a member). Non-political, cultural and entertainment programmes are still controlled by the B.B.C. Governors.

## WOMEN WIRELESS OPERATORS

IT may not generally be known that women holders of the Postmaster-General's Special Certificate of Proficiency in Radio-telegraphy are eligible for enlistment as wireless operators in the Women's Royal Naval Service and the Women's Auxiliary Air Force. They will be entitled to a refund of tuition fees and travelling expenses, up to an inclusive maximum of £25. The age limit for candidates, who must satisfy the required medical standards of fitness, are 17½-43.

## DEATH OF A PIONEER

IT is with regret that we record the death, at the age of 64, of Mr. Francis Thomas Ogilvie, one of the very early members of the Marconi Company's staff. Mr. Ogilvie later transferred to the Post Office service, and, at the time of his retirement some four years ago, was in charge of the North Foreland station, GNF. He had previously served at Crookhaven,

Malin Head, the Lizard, Niton and Cullercoats. He was one of the pioneer wireless operators on the Atlantic routes with the Norddeutscher Lloyd Company.

## FROM ALL

## QUARTERS

## Anti-interference Regulation

A REGULATION on the limitation of disturbance caused by low-powered electrical apparatus was drafted at a recent meeting of a committee of the Swiss Association of Electricians. It is learned from the Bulletin of the International Broadcasting Union that it was proposed by the Association "Pro Radio" that the limit of the interference be set at 0.5 mV per metre, but 1 mV/m was finally agreed upon.

## I.E.E. Meetings

THE Council of the Institution of Electrical Engineers has decided to hold monthly meetings of the Institution and of the various sections in London during the first half of the forthcoming session at 4 p.m. Sir Noel Ashbridge's inaugural address as president will be delivered on Thursday, October 23rd. Mr. H. Bishop's inaugural address as chairman of the Wireless Section will be delivered on Wednesday, November 5th.

## U.S. Army and Naval Stations

In order to facilitate the identification of the control station of the United States Army Amateur System network, the call sign has been changed from W3XCL to W3USA. The new control station for the naval amateur activities will be given the call sign W3USN.

## B.B.C. Short-wave News

THE transmission of news in English in the B.B.C.'s European and World Services will be radiated at the following times (BST) and on the following wavelengths when this issue is published:—

0200 :	31.32, 31.25, 25.53.
0300 :	49.10, 31.32, 31.25, 25.53.
0530 :	49.10, 31.32, 31.25, 25.53.
0715 :	31.55, 25.53, 19.82, 19.66, 19.60, 16.86.
0900 :	49.59*, 41.49*, 31.55, 30.96*, 25.53, 25.38*, 25.29*, 19.82, 19.66, 19.60, 16.86, 16.84.
1200 :	25.53, 19.82, 16.84, 16.77, 16.64, 13.97.
1400 :	25.53, 19.82, 16.84, 16.77, 16.64, 13.97.
1430 :	49.59*, 41.49*, 25.38*, 25.29*.
1700 :	31.75, 25.53, 19.82, 19.66, 16.84, 16.77.
1900 :	31.55, 25.53, 19.82, 19.66, 16.84.
2145 :	31.25, 25.53, 19.82, 19.60.
2300 :	49.59*, 41.96*, 41.49*.
2345 :	31.32, 31.25, 25.53.

Wavelengths marked with an asterisk are used in the European Service.

## I.P.A.E.

MR. N. PARTRIDGE, chairman of the Institute of Public Address Engineers, reported at the recent annual general meeting that the membership had shown an increase, and that the financial position of the institute had improved. Although the peacetime uses of PA had been practically eliminated, it was playing its part in a variety of ways in the war effort. At a meeting of the Council

**The World of Wireless—** following the general meeting, Mr. G. A. V. Sowter was elected chairman for the ensuing year. Mr. Partridge, who has been chairman for three years, will continue on the Council as vice-chairman. Mr. A. T. Moyle is honorary treasurer, and Mr. H. Curtis acting secretary.

**School Broadcasting**

THE Central Council for School Broadcasting recently stated that with the opening of the school broadcasting year 2,500 more schools are now listening than a year ago. The total number of schools registered in England and Wales, is just over 10,000, with a further 1,000 in Scotland, registered with the Scottish Council. Schools that are finding it difficult to obtain HT batteries are advised to write to the Central or Scottish Council.

**U.S. Radio Operators**

FINDING that a serious shortage exists in radio operators available for service on United States cargo vessels, the F.C.C. has suspended for six months the requirement of six months' previous service on board U.S. ships.

**Persia**

THE Persian Post and Telegraph Administration plan to erect twelve 100-watt regional transmitters which will relay the short-wave programmes radiated from Teheran.

**Wireless Amateurs O.H.M.S.**

It is interesting to learn that almost half the members of the Ashton-under-

Lyne and District Radio Society are serving with the Forces in various parts of the world. In spite of reduced numbers, the club is still able to carry on with its weekly meetings, and the secretary hopes that all members serving abroad as well as prospective new members will communicate with him at 7, Broadbent Avenue, Smallshaw, Ashton-under-Lyne.

**Talking Books**

It is revealed in the 73rd annual report of the National Institute for the Blind that the recording studio for the production of "talking books" was destroyed as a result of enemy action. A temporary studio has, however, been in operation for some time and the recordings continue to be made. Recognising a possible shortage of the needles required for playing the records, the American Foundation for the Blind raised a fund for supplying them from America.

**R.S.G.B.'s Successful Year**

It is learned from the latest issue of the *T. & R. Bulletin* that at the end of September the Radio Society of Great Britain had a credit balance three times greater than in September, 1939.

**R.A.F. Men Want News**

APPARENTLY there is a shortage of short-wave broadcast receivers in the camps in Canada, where R.A.F. air crews are undergoing training. The men complain of the lack of "live" news from home.

**FM Aerials**

In a statement clarifying the requirements of the U.S. Federal Communications Commission regarding the erection of frequency-modulation aerials on existing medium-wave mast radiators, it is pointed out that the installation of the FM aerial must not adversely affect the operation of the medium-wave broadcasting station.

**Wireless and Youth**

THE North Manchester Radio and Television Society is co-operating in the Government's Service of Youth plan by holding bi-weekly classes in morse and receiver construction on the premises of the Whitefield Service of Youth Club. The Society has just received a very cordial reply to a message of greeting which they sent to all American radio amateurs through the A.R.R.L.

**The Institute of Physics**

PROFESSOR SIR LAWRENCE BRAGG was recently elected chairman of the Institute of Physics. The following were also elected to take office on October 1st: Vice-president, Professor W. Makower; honorary treasurer, Major C. E. S. Phillips; honorary secretary, Professor J. A. Crowther.

**Cossor's Progress**

AN increase of £21,702 in A. C. Cossor's net trading profit of £157,730 for the past year is recorded in the report recently published.

**NEWS IN ENGLISH FROM ABROAD**

**REGULAR SHORT-WAVE TRANSMISSIONS**

Country : Station	Mc/s	Metres	Daily Bulletins (BST)	Country : Station	Mc/s	Metres	Daily Bulletins (BST)
<b>America</b>				<b>Japan</b>			
WNBI (Bound Brook)	11.890	25.23	3.0†, 5.0, 6.0.	JZI (Tokio) .. .. .	9.535	31.40	8.0
WRCA (Bound Brook)	17.780	16.87	3.0†, 5.0, 6.0.	JZJ .. .. .	11.800	25.42	10.30.
WGEO (Schenectady)	9.530	31.48	9.0†, 10.55†.	JLG4 .. .. .	15.160	19.86	8.0.
WGEA (Schenectady)	15.330	19.57	6.45†, 9.55†.	<b>Manchukuo</b>			
WBOS (Hull) .. .. .	11.870	25.27	9.0.	MTCY (Hsinking) ..	11.775	25.48	8.0 a.m., 10.5.
WCAB (Philadelphia)	6.060	49.50	12.30 a.m. (Mon.), 11.30†.	<b>Sweden</b>			
WCBX (Wayne) .. .. .	9.650	31.09	10.30.	SBO (Motala) .. .. .	0.065	49.40	10.20.
WCBX .. .. .	11.330	25.36	6.30†, 7.15†.	<b>Thailand</b>			
WCBX .. .. .	15.270	19.65	1.0†, 2.0.	HSP5 (Bangkok) .. .. .	11.715	25.61	12.45.
WRUL (Boston) .. .. .	6.040	49.67	11.30†.	HS6PJ .. .. .	19.020	15.77	12.45.
WRUL .. .. .	11.730	25.58	11.30†.	<b>Turkey</b>			
WRUL .. .. .	11.790	25.45	8.30*, 9.30†.	TAP (Ankara) .. .. .	9.465	31.70	7.15.
WRUL .. .. .	15.350	19.54	4.0*, 8.30*, 9.30†.	TAQ .. .. .	15.195	19.74	12.15.
WRUL .. .. .	17.750	16.90	4.0*.	<b>U.S.S.R. (Moscow)</b>			
WLWO (Cincinnati) ..	15.250	19.67	5.0, 8.0.	31-metre band .. .. .	—	—	7.0, 8.0, 9.0, 10.15.
<b>Australia</b>				<b>Valican City</b>			
VLR7 (Lyndhurst) ..	11.840	25.34	5.20.	HVJ .. .. .	6.190	48.47	8.15.
<b>Egypt</b>				<b>MEDIUM-WAVE TRANSMISSIONS</b>			
SUX (Cairo) .. .. .	7.865	38.14	6.50, 10.10.			kc/s	Metres
<b>French Equatorial Africa</b>				<b>Ireland</b>			
FZI (Brazzaville) ..	11.970	25.06	8.45.	Radio-Eireann .. .. .	565	531	1.40†, 6.45†, 6.50†, 10.0.
<b>India</b>							
VUD3 (Delhi) .. .. .	9.590	31.28	1.30, 4.50.				
VUD4 .. .. .	11.830	25.36	9.0 a.m., 1.30, 4.50, 6.15.				
VUD3 .. .. .	15.290	19.62	9.0 a.m.				

It should be noted that the times are BST—one hour ahead of GMT—and are p.m. unless otherwise stated. The times of the transmission of news in English in the B.B.C. Short-wave Service are given on the preceding page.  
 \* Saturdays only. † Saturdays excepted. ‡ Sundays only. †† Sundays excepted.

# Short-wave Service Interruptions

## Time Lost Through Ionosphere Storms

THE short radio waves are the most useful for communicating over great distances because they travel with relatively little loss from transmitter to receiver by way of the refracting layers of the ionosphere, and so escape the effect of ground absorption. Successful communication is, however, dependent upon the existence of normal conditions in the ionosphere layers. The diurnal and seasonal changes which occur there are taken account of by changing the transmitting frequency at suitable intervals. There remain certain abnormal occurrences in the layers which tend to cause interruptions to the short-wave services. These are of two kinds—sudden ionosphere disturbances and ionosphere storms.

The sudden ionosphere disturbance is of relatively small importance because of its short duration, which is usually not greater than 1½ hours. This does not mean that it is of no importance, but the time lost due to this cause on any circuit in the course of a year would not be very great. The ionosphere storm can have much more serious effects, and may last 10 days or more, so that it can be regarded as the principal cause of interruptions in the long-distance short-wave services.

### Storm Statistics

An examination of some records of ionosphere storms which took place during 1940 shows that there were 57 storms during that year, of which 23 were of such slight intensity that they probably did not affect reception to any great extent. Of the remaining 34, 18 were probably severe enough to cause deterioration in reception in certain parts of the world, even with elaborate receiving equipment, while the whole 34 would probably impair or render impossible reception by ordinary receivers; for example, those possessed by the short-wave broadcast listener.

These abnormal receiving conditions prevailed on 71 days during 1940, so that conditions were normal, or practically so, on about 80.6 per cent. of the total days of the year. Of course, not all SW routes are affected by all ionosphere storms, so it is probable that only in the worst cases was reception affected for as much as 19.4 per cent. of the total time. Signal paths

running in southerly directions, for example, would be affected considerably less than this. January and December were practically undisturbed months, whilst March was the month with the greatest amount of disturbance. During the winter conditions were by far the least disturbed, whilst the summer and equinoctial periods showed a similar amount of disturbance. This, by the way, was also the case during 1939.

There was a slight decrease in the amount of disturbance from 1939 to 1940, which may have been due to the fact that there was less sunspot activity in the latter year than in the former. It is almost certain that the agency which causes the ionosphere storm is an emission from the sun. In addition to causing ionosphere disturbances, this emission often causes abnormal fluctuations in the terrestrial magnetic field, and 50 of the 57 ionosphere storms of 1940 were accompanied by a more or less severe magnetic disturbance.

The general effect of an ionosphere storm is to cause a turbulence and afterwards an expansion in the ionosphere layers, so that the amount of

ionisation per unit of space is reduced. Thus the radio wave does not encounter sufficient ionisation to effect refraction, and so it passes right through the ionosphere and on into space. If the transmitting frequency were lowered when the layer ionisation was reduced, refraction should again take place, and the storms of 1940 indicate that in the most severe cases a reduction in frequency of about 30 per cent. would have been necessary in order to ensure proper refraction. Thus the short-wave services might be maintained in some cases if, during the progress of a storm, a lower frequency were used. But, owing to the fact that the lower layers of the ionosphere are not, or are only slightly, affected by the storm, lowering the frequency would also have the effect of increasing the absorption to which the wave is subject because the main source of absorption is in the lower layers. Thus, whilst lowering the transmitting frequency would improve the refraction in the upper layers, the signals could not be so strong as on normal days, because of the incidental increase in lower-layer absorption at the lower frequency.



THE WIRELESS OFFICE on board S.S. America, now the United States transport *West Point*. The nine-foot console incorporates the controls of the three main R.C.A. radio-telegraph transmitters, whilst that at which the farther operator is sitting is the radio-telephone control panel. The three CW transmitters each have a power of 1 kW. and work on the short-, medium- and long-wave bands. The main console also has an aerial switching panel providing the selection of any of the five receiving doublets for either of the two high-frequency receivers. The ship's complete radio equipment includes eight transmitters, nine receivers, a direction finder, an automatic distress alarm and thirteen aerials.


# UNBIASED

## B.B.C. Illiteracy

I WAS talking recently about the deplorably slovenly dropping, by certain technical men, of adjectives and adjectival expressions such as the qualifying "per-second" in expressions such as cycles-per-second. A reader has written to me about this matter, and points out that a far more glaring error which is rampant is the dropping of the noun, leaving the adjective standing alone. He accuses the B.B.C. in particular of this boorish and illiterate abuse of the English language, and instances the regrettable use by announcers of the horrible expression: "It was announced on the Moscow wireless that. . ."

I must say that I am heartily in agreement with him. One expects this kind of thing from women who, after all, cannot be expected to know any better, and who in the early days of electric light when I was young and unattached used to request me to turn out "the electric." Even men, however, are not entirely blameless in this practice, and one constantly hears loose references to St. Paul's Cathedral by people who ought to know better, but don't, and probably imagine in their ignorance that the word Cathedral is a noun. Only last week I had to reprove a well-known bishop for this error.

From the high and mighty B.B.C., however, with its tradition of pseudo-culture and education, one expects something a little better, and one is




"Pseudo-culture and education"

inclined to suspect that the scholastic attainments of some of the nabobs up at the big house are more apparent than real, like those of a certain gentleman much in the public eye, whose educational career is summarised quite truthfully in a certain book of reference as "Eton and Oxford," although actually he passed from Eton council school direct to a business college in the city of spires.

In my opinion there is too much of this sort of thing going on.

## By FREE GRID



I FEEL firmly convinced that we shall eventually win this war, and win it outright, in spite of the well-meant efforts of our great Government Departments. The reason for my confidence is that, like Mr. Pepys, I have been gathering strength and comfort by reading the records of earlier wars in which we successfully snatched the torch of victory from the sea of red tape just as it was going down for the third time. It was apparently a very near thing in 1588, however, and the poor old torch had to be rekindled by the sea dogs of Devon who, owing to their rum-drinking proclivities, were fortunately able to do this by breathing hard on it.

Thoughts about the weird and wonderful ways of Government Departments are uppermost in my mind just now, as Mrs. Free Grid recently received one of those new-fangled photographic airgraph letters from one of the no-longer-little Grid Leaks, who is at present one of the King's hard bargains out in the so-called Middle East. Mrs. Free Grid, with a woman's love of the romantic nonsense that is written about the East, promptly announced that she could smell all the spicy scents of the Orient in the "notepaper."

I endeavoured, with the help of a little sulphuretted hydrogen, to enlighten her as to what the smell of an eastern town is really like, but she only told me not to be vulgar, nor would she listen to reason when I tried to explain to her that the paper on which the letter was delivered had never been farther east than Billingsgate. My choice of Billingsgate was an unfortunate one, as she immediately linked it up with the smells I had been creating, nor would lengthy explanations shift her, and in the end we were more at cross purposes and in a greater muddle than a couple of "permanent officials" trying to interpret an act of Parliament.

What I particularly wish to complain about in this photographic letter business is the fact that it should be fathered, and the science of photography favoured, by the P.M.G., a Government official who is paid—and well paid, too—to look after the interests of wireless and its satellite sciences. Surely it needed only a little imagination for even the P.M.G. to see that instead of making a soldier

waste valuable paper and ink by writing a letter which is subsequently photographed, it would be far better if he were allowed to record his voice directly on to the film by means of a simple recording unit supplied to each battalion.

The P.M.G. has told us a lot about the enormous saving of weight and space effected by transporting the letters in film form instead of on paper, but, surely, still more weight and space could be saved by not sending them at all, but by despatching their contents direct to the Old Country by means of high-speed short-wave wireless telephony at a conveniently "slack traffic" time.

## An Old Dodge

I say high-speed wireless and mean it, as by running the film or discs at top speed through the transmitter there would be no difficulty in disposing of several thousands of words in a few minutes, as in order to receive them it would only be necessary to run the receiving-station recorder at the same speed, an old trick that the Germans taught us in the last war.



"Spicy scents of the Orient"

The records would, of course, finally be run through a reproducer at normal speed and fed to a number of typists wearing headphones in order to be transcribed and despatched to the addressees.

This scheme has the very great added advantage that anybody who cares to pay an extra fee could buy the letter recorded on an ordinary gramophone disc, and thus be able to hear the voice of their absent son or other relative speaking to them, an advantage which would, without doubt, appeal to sentimental people like Mrs. Free Grid—and their name is legion—and result in great accretions to the P.M.G.'s coffers. I intend to raise the matter in the House at the earliest opportunity.

# Replacing a Triode-Pentode

## Heptode as a Substitute

THE triode-pentode has been used in many receivers as a frequency changer, and now that supplies are very limited the replacement of this valve has caused a serious problem. Several circuit modifications have already been suggested, and this note shows how a heptode may be used.

A typical mixer circuit using a triode-pentode is shown in diagram (a); cathode injection of the oscillator frequency is used. This circuit may be rearranged as shown in diagram (b) to permit the use of a heptode such as the Marconi or Osram MX40, X42 or X63; other valves having similar characteristics may also be used with this arrangement, which is identical to that recommended for the 6SA7.

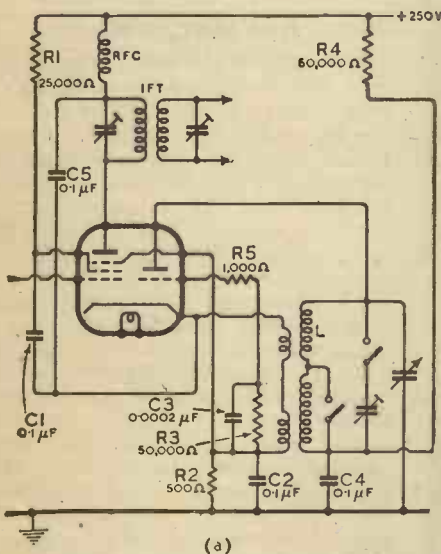
The normal oscillator anode (G2) is joined to the screen (G3-5), and this is used as the oscillator anode; the tuned circuit L being connected in the oscillator grid (G1) circuit instead of to the oscillator anode as is usual with the triode-pentode.

- (4) Earth end of cathode coil that used to go to C<sub>2</sub>, R<sub>2</sub>.
- (5) Join oscillator anode to screen.
- (6) Connect oscillator coil to oscillator grid via 0.0002- $\mu$ F condenser C<sub>3</sub>.
- (7) Connect 50,000- $\Omega$  resistance R<sub>3</sub> from oscillator grid to earth.
- (8) Re-align receiver.

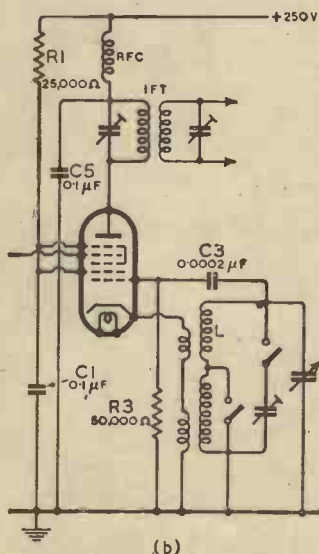
The RF choke is, strictly speaking, no longer required, but will do no harm if it is left in place; the other components removed are not required in the modified circuit.

The success of this rearranged circuit is no doubt due to the comparatively high mutual conductance of the oscillator triode, formed by the oscillator grid (G1) and the screen grid (G3-5), being much higher than when the heptode is used in the normal way with G2 as the anode.

The choice of heptodes available is considerable and in an AC receiver any of them should be satisfactory, though one with a four-volt heater is most convenient; but, providing a



(a)



(b)

Diagram (a) represents a typical frequency-changing circuit with a triode-pentode valve; the use of a heptode as a replacement is shown at (b).

The following modifications will be needed:

- (1) Change 9-pin socket to 7-pin.
- (2) Remove R<sub>2</sub>, R<sub>3</sub>, R<sub>4</sub>, R<sub>5</sub>, also C<sub>2</sub> and C<sub>4</sub>.
- (3) Connect C<sub>1</sub> and C<sub>5</sub> to earth instead of to cathode.

suitable heater supply is provided, those with other ratings may be used. For use in an AC/DC receiver it is essential to select one having the correct heater current rating; a small difference in heater voltage rating can be ignored.

G. R. W.



## Fine Attention to Detail

Is one amplifier very much like another? Well, if it's just a matter of adding together valves and components and putting a case around them...! But when it comes to knowledgeable design, discriminating choice, pride in appearance... in other words, fine attention to detail, then interest is at once focussed on

## R. S. AMPLIFIERS

No matter whether your interest in Sound Equipment is commercial or industrial you will find that an investigation of the R.S. range — of which a few items are listed below — well worth while. If you have any special needs we'll gladly co-operate.

### AMPLIFIERS

"M.M. Twin."—Double speaker equipment giving 12 watts output. Five valves, AC/DC 190-260 volts. Complete with "mike," stand and cables.

"Universal Fifteen."—15 watts output. Two speakers. AC/DC 190-260 volts. High and Low impedance Input. Complete with "mike," stand and cables.

"Porta Thirty."—30 watts output. Two speakers (this equipment can accommodate up to fifteen speakers!). AC 200-250 volts. Complete with "mike," C.P. stand and cables. The acme of perfection in portable amplification.

### CHASSIS

Five types of chassis are available. 50 watt, 30 watt, 15 watt, 12 watt and a 12-watt Battery Unit.

### ACCESSORIES

Crystal Microphones and Stands, Speaker Units (Exponential Horns), 11 watts and 13 watts capacity.



Amplifiers Limited

3-4, Highfield Road, Shepperton, Middlesex.  
Telephone: Walton-on-Thames 1019

# LETTERS to the EDITOR

## The Editor Does Not Necessarily Endorse the Opinions of His Correspondents

### Under-trained Service Men

THERE is little doubt that all those who are interested in the radio industry will agree with the views expressed in the editorial article of your journal of July last.

It is, however, permissible to ask why there should be a dearth of efficiently trained men in the industry. There must be some reason for such a position.

There are thousands of men in the country who are directly interested in the profession, and, indeed, employed in the industry, and it would be absurd to contend that a large percentage of them have no desire to become proficient. Consequently, the reason for the position stated in your article should be sought.

The following remarks may go some way towards its elucidation.

The process of manufacture of scientific instruments on a mass-production basis, presumably to keep the price at a low level—inconsistent with the real value—is open to criticism, for not only are the components produced *en masse* but the assembly and testing is done in the same way.

The remuneration paid to the employees is out of all comparison with the knowledge required to do the work efficiently; particularly does this apply to service engineers.

I am confident that the problem would be solved very easily if the manufacturers and dealers paid a remuneration compatible with the knowledge required for efficient assembly and testing of broadcast receivers and for the "servicing" of sets.

JAMES H. WEBB.

British School of Telegraphy,  
London, S.W.9.

### The Montreux Plan

YOUR recent article on the Montreux Plan brings to mind a feature in which that plan falls short of the pre-war wavelength allocation. I refer to the absence of any station having a frequency which is a simple multiple of 100 kc/s.

In the days when Droitwich was active on 200 kc/s this station was of considerable value for checking frequency sub-standards of the type used for general work in the laboratory; in

particular it was very useful for adjusting frequency meters utilising a 100 kc/s oscillator as a basis.

In the Montreux Plan, Droitwich is set at 198.5 kc/s, and the only stations which might prove of some assistance in the above respect are Muhlacker on 580 kc/s, Marseilles on 780 kc/s, and Berlin on 880 kc/s.

Whilst admitting that the sole purpose of a broadcasting system is to provide a service for the general public, it would be pleasing to a great many scientific workers if it could also provide a service of value in the laboratory. There can be no objections on the grounds of expense to such an arrangement.

I am fully aware that the Montreux Plan was arrived at only after a great deal of study, but one wonders whether there would be any serious dislocation if the frequencies of all the



WIRELESS SALVAGE.—A photograph taken in a Royal Army Ordnance Corps workshop in which the components of damaged or obsolete sets are salvaged for future use.

stations in the long-wave band were to be increased by 1.5 kc/s.

In looking at the Montreux Plan as a whole, one will admit that it should achieve an advance over its predecessor, but at the same time one cannot help feeling that it has not really broken away from the old outlook.

There may be underlying objections to such a course, but could not the frequency separation between stations have been made 10 kc/s instead of 9 kc/s, and all the station frequencies in the medium wave band have been made evenly divisible by 10?

The result of this, in the medium wave band, would have limited the total number of station frequencies to about 100 instead of 114, but this political sacrifice might have been offset either by the reduction in direct interference between stations or by power increases in certain cases.

If the above course were possible, imagination may go farther and contemplate a broadcasting network in which frequency control is taken from one central station, all other stations being satellites.

Finally, it would be interesting to learn the extent to which the Montreux Plan was influenced by power politics, in more senses than one, and whether or not it will possess any real significance when reviewed against a post-war background.

"JAYBEE."

### Morse Key Manipulation

I WAS greatly interested in an article, "The Secrets of Good Sending," by Ensign E. L. Battey, U.S.N.R., in the September issue of *QST*. Except for one important detail, the methods advocated are consistent with British practice, but the following extract seems to describe a way of closing the key contacts that is diametrically opposed to our own.

"To close the key: The hand moves forward and downward, while the wrist moves upward. To open the key: The hand moves backward and upward, while the wrist moves downward. In effect, you should find your hand engaged in a rocking movement, forward-downward, backward-upward, forward-downward, backward-upward, etc. . . . Check your sending: If your wrist moves downward when you close the key, you do not have what is accepted as correct wrist action. The wrist should move upward when you close the key. If your hand or arm tires easily, recheck your wrist action. Proper wrist action is one of the secrets of good sending."

The italics are the author's. Expert operators here are agreed that the key contacts should be closed by lowering



the wrist; this view is, indeed, supported in *The Wireless World* booklet "Learning Morse."

Can it be that the difference between our key and the American pattern, which has a cranked bar and is mounted sufficiently far from the edge of the table to allow the operator to rest his forearm, accounts for a diametrically different manipulation procedure?

"RADIOPHARE."

**Should Amateurs Know Morse?**

HAS it occurred to some of the recent correspondents on this vexed subject that a very large proportion of our best radio engineers do not even pretend to know Morse?

It is not a necessary qualification for the majority of engineers who are concerned with the design and production of radio apparatus used in either peacetime or the war effort.

The P.M.G. licence is to enable an "Amateur" to carry out experiments in transmission, and not just to enable him to amuse and hold conversations with his friends. Is it not a fact that quite a lot of "Amateurs" scrape through a morse-test and then either buy a ready-made transmitter or assemble a kit of parts, and then with the usual "jargon," use it for their own entertainment? This is what seriously obstructs the really genuine members of the fraternity.

The writer does not know morse after 20 years' radio technical experience, but it seems to him that a goodly proportion of masquerading amateurs wish selfishly to limit the entry of further candidates to their ranks by trying to justify the "necessity" of morse code to all their would be playmates.

"NO-REMORSE."

THE letter by ex-GzZL in the September issue calls for a reply.

I fully agree with Mr. Haydon about his point with regard to well-qualified and scientific workers who may have been prevented from obtaining a transmitting licence owing to their lack of a knowledge of morse, and the code proficiency test might be waived in cases where proof of technical or scientific ability is forthcoming.

However, to the general question: Should amateurs know morse? The answer is definitely in the affirmative.

In view of the great need for first-class code operators in this war, the abolition of amateur telegraphists would be the height of folly on the part of the licensing authority in the next post-war period. There may be another war after this one, and morse,

not 'phone, will be the order of the day even in those future times. The G.P.O. might even contemplate raising the standard required, and introduce a procedure test as well as a speed test. An assured supply of ready-made operators would then be available in any national emergency.

All ex-holders of transmitting licences were permitted to use either telephonic or telegraphic communication by the terms of their licences, and the system they elected to use was entirely their own choice.

To say that morse transmissions were only a nuisance is rather a sweeping statement. In nearly twenty years' activity as an amateur, I came to the conclusion that one over-modulated or frequency-modulated 'phone transmitter was infinitely more of a nuisance than any one CW transmitter. The solution to this 'phone-versus-CW problem is the dividing of the bands, by international agreement, into sub-bands for each type. Then 'phone can QRM 'phone, and CW can QRM CW, and everybody will be pleased all round. (?)

WILLIAM JONES,

Colwyn Bay. Ex-GW6oK.

**Physiological Effects of U-S-W Radiation**


THERE are many people who are, like myself, continuously exposed to the radiation of ultra-short wave transmitters and, though pressure of work makes it impossible for me to make any usefully accurate observations, I think I can safely claim to have observed certain medical effects, the most serious being a sort of nervous exhaustion. A rough perusal of the *Wireless Engineer* index shows that such effects have been admitted for many years by various scientists and, due to the very large increase in the number of us who are exposed to waves of under one metre in length, I feel that someone ought to make an immediate investigation, or the war effort may suffer through the lessened efficiency of the now very scarce trained men.

"CENTIMETRE."

**Morse by Gramophone**

TWO new morse code instruction records have just been issued by Columbia. The recordings consist of 5-letter code and figure groups. At normal turntable revolutions the speeds are 7, 8, 11 and 13 w.p.m., but by use of the control on a portable gramophone a range of from some 5 to 15 w.p.m. is obtainable. The records, numbered DB2041/2042, cost 3s. each, plus 8d. purchase tax.

**The "Fluxite Quins" at work**



"The nightingales sound sweet to-night,"  
Cooed OO, with unbounded delight.  
Said the lads, with deep growls,  
"We hear nothing but 'owls—  
Be a good girl and fetch the FLUXITE."

See that FLUXITE is always by you—in the house—garage—workshop—wherever speedy soldering is needed. Used for 30 years in Government works and by leading engineers and manufacturers. Of Ironmongers—in tins, 4d., 8d., 1/4 and 2/8.

Ask to see the FLUXITE SMALL-SPACE SOLDERING SET—compact but substantial—complete with full instructions, 7/6.

Write for Free Book on the art of "soft" soldering and ask for Leaflet on CASE-HARDENING STEEL and TEMPERING TOOLS with FLUXITE.

TO CYCLISTS! Your wheels will NOT keep round and true unless the spokes are tied with fine wire at the crossings AND SOLDERED. This makes a much stronger wheel. It's simple—with FLUXITE—but IMPORTANT.

**THE FLUXITE GUN**

is always ready to put Fluxite on the soldering job instantly. A little pressure places the right quantity on the right spot and one charging lasts for ages. Price 1/6, or filled 2/6.

FLUXITE LTD.  
(Dept. W.W.),  
BERMONDSEY  
STREET, S.E.1



ALL MECHANICS WILL HAVE

**FLUXITE**

IT SIMPLIFIES ALL SOLDERING

# RANDOM RADIATIONS

## Where are the HTBs ?

FROM various places I hear of a shortage of HTBs. It appears that the shops find them not easy to get and a fresh supply is sold out almost as soon as it gets on to the shelves. I wonder why. So far as I know, our makers have been turning out a pretty good number of batteries. Perhaps they miscalculated a bit this year when they brought production down to summer level. We had such long spells of the kind of weather that only ducks like, that people no doubt stayed far more at home than usual, and made considerably increased use of their wireless sets to dispel the gloom for which they held St. Swithin responsible. It's really surprising that so many battery sets are still in use. I know heaps of folk who have mains electric lighting, but continue to use battery receivers for one reason or another. Some can't be bothered to change; others find the battery set less noisy. And then there are, of course, the portables, which have enjoyed renewed popularity during the last two or three years.

## Life in the Old Sets Yet

Some five or six years before the war I remember talking to an American wireless man, who predicted that in this country the battery set would very soon become a back number. Knowing the conservatism of my race I was bold enough to offer to bet him that there'd still be a couple of million or so in use five years from then. He didn't take the bet—I only wish he had! I'd have won handsomely. It looks as if there is lots of life in the battery set yet, and even had there been no war I doubt whether there would have been any great falling off in the numbers in daily service.

## A Dash in Time

RATHER foolishly, I suppose, I was wearing my best uniform tunic in the lab. the other day. It ought to have been battle dress, which doesn't cost much, and not a number one uniform, which most emphatically does nowadays. At lunch-time a brother officer kindly called my attention to some tell-tale purplish marks on the left sleeve. We'd been using accumulators, and my mind leapt instantly to thoughts of dilute sulphuric acid—I remembered that one of the said accumulators had been in a rather messy state. Undoubtedly it had left its mark in the form of a corrosive

## By "DIALLIST"

pool on the bench, and I'd planted my elbow therein. A dash back to the lab. and SOS shouts for one of the lab. men followed. He, noble fellow, produced the ammonia bottle and gave the sleeve a good dash of it. With streaming eyes we agreed, after a subsequent examination, that first-aid had been rendered in the nick of time. You can fear the worst if the stains have become red instead of purple, and luckily sulphuric acid is slower in getting to work on wool than on cotton. I trust there won't be any unwelcome sequel.

## What's Your Solution ?

IN the midst of an abstruse scientific discussion the other day one fellow produced a limerick that tickled me—we were talking of the beginning of things.

There was a materialist who,  
When asked how the Universe grew,  
Said  $\cos \theta \sin \phi$   
By the cube root of  $\pi$   
All over factorial Q.

To which another, after a little thought, retaliated:—

A deep-thinking Fellow of Trinity  
Replied, "That is pure asininity.  
Nay rather, I'd say  
'Tis the  $x$ th power of  $j$   
Divided by minus infinity."

They look far better if you write them in mathematical notation, but I'll spare the printer that! Can you add to the gaiety of physicists in wartime by further solutions in deathless verse?

## Doing it in Style

AMERICANS never do things by halves, as witness the noble aid they're giving us in the present bit of bother with Comrade Schickelgruber, *alias* Hitler. I was vastly entertained by reading an account of the opening of KGEI, the new 50-kilowatt station of the American G.E. Company at San Francisco. The station came on the air officially on September 4th. It is intended first and foremost as a link with Latin America, though it also broadcasts to Asia, Africa and Australasia. No fewer than 20 consular representatives of as many Central and South American states spoke at the inaugural broadcast. That's the

way to do things. There's nothing like starting with a real wallop, and I'm sure that KGEI will reap its reward, in the form of a huge band of regular listeners, for this well-planned send-off. The station, by the way, works regularly on 15.33 megacycles between 9 a.m. and 2 p.m., with its transmissions beamed on South America. Its broadcasts to Asia, Africa and Australasia occupy 9 hours a day, and the frequency used for these is 9.67 Mc/s. Times are not given, but from the frequency one deduces that they will be in the GMT and BST small hours.

## A Valve Ramp

REPORTS reach me that standard British-made valves are being offered and sold by some unscrupulous dealers at prices a good deal above those shown in makers' catalogues. There are black sheep in every flock and at a time when there is a shortage of certain kinds of valves wanted for renewal and replacement purposes, it isn't, perhaps, surprising that in some quarters attempts at this despicable kind of profiteering are being made. If this ramp is tried on you, have no mercy: report the matter at once to your local Price Regulation Committee, who should take action without delay if they know their business. The valve-makers are keen to stop this kind of thing, and they will be glad to hear from you if their wares are offered at prices above the proper limit.

## No Rush of Supplies

At the same time I was sorry to see in one or two of the lay papers a suggestion that the shortage of valves and other components was—or would shortly be—a thing of the past. It was rather more than hinted that Government Departments concerned were so anxious to keep every possible receiving set in action that they had consented to, or even spurred on, the release for sale of vast quantities of valves and other replacement components. The Departments in question are keen enough to keep all of us in touch with events of the day through the medium of our receiving sets. But they can't do the impossible. Valves, transformers, condensers, resistors, and so on, are short because other Government Departments absorb almost the entire output of many makers as fast as they can turn them out. These radio parts are urgently required in vast numbers by the fighting Services, whose needs must be the first to be met in wartime.

The suggested release, therefore, could not possibly be made. Many of you, I fear, may have been disappointed when you read of the flow of good things which seemed to be coming your way and later found that they were still as difficult as ever to obtain. Don't grumble! Make do with what you have, even if it does mean poor reception. Remember that the needs of the Services are huge and of paramount importance. I can assure you, as one of the blood-thirsty and licentious soldiery, that we waste nothing in the way of radio bits and pieces, and that everything that comes our way is utilised to the full.

Gay Deceivers

AT one time of day the language used by its announcer was a pretty sure guide to the nationality of a wireless station. If in the course of your DX searches you came across a station transmitting Spanish, you could be fairly sure that if it wasn't in Spain it was in South America. But in these days of multilingual propaganda and news bulletins all that has gone by the board. Your Spanish-speaking station may belong to almost any country but Spain! All that you can do if you want to identify with certainty is to wait for the call sign—an exasperating process at times, for signals have a way of fading out or being drowned by interference of one kind or another just as the long-awaited call sign is about to be given. And what is perhaps almost more annoying after long and patient attempts to identify what you fondly

believe to be something distant and not often heard is to find, eventually, that you have been listening to one of the B.B.C.'s foreign transmissions. You don't, of course, do that kind of thing if you're using your own carefully calibrated set at home. But many of us to-day aren't at home and aren't using carefully calibrated receivers. We sit down for a spell on the short waves using whatever set is available; we may, in fact we frequently do, succeed in pulling in interesting stations; but how often are we led up the garden for a while by the stations that are not what they seem?

Not New Zealand

The other day I picked up a signal on the 16-metre band that had all the appearance of coming from a distant station. A news bulletin was in progress. The language was English, but the announcer was unmistakably a New Zealander. Further, he was giving news of a particularly local type: the prices fetched by one big farmer's sheep at market; a story of a competition in aid of a war charity in which the first prize—six months' free travel on one city's tramways—was won by a tram conductor; accounts of engagements, weddings, and so on. Old hand though I am, I was fairly caught. I thought it must be a station in New Zealand that I'd not previously logged, and held on. It was the B.B.C., of course. The bulletin had been read by a New Zealander, which didn't make things any easier for the wartime DXer.

BOOKS ON WIRELESS

issued in conjunction with "The Wireless World"


	Net Price	By Post
"FOUNDATIONS OF WIRELESS," by A. L. M. Sowerby, M.Sc. Third Edition revised by M. G. Scroggie, B.Sc., A.M.I.E.E.	6/-	6/6
"RADIO LABORATORY HANDBOOK," by M. G. Scroggie, B.Sc., A.M.I.E.E. Second Edition Revised and Enlarged	10/6	11/1
"WIRELESS SERVICING MANUAL," by W. T. Cocking, A.M.I.E.E. Sixth Edition Revised and Enlarged	6/-	6/6
"HANDBOOK OF TECHNICAL INSTRUCTION FOR WIRELESS TELEGRAPHISTS," by H. M. Dowsett, M.I.E.E., F.Inst.P., M.Inst.R.E. Seventh Edition in preparation	25/-	25/9
"WIRELESS DIRECTION FINDING," by R. Keen, B.Eng. Hons. Sheffield, A.M.I.E.E. Third Edition	25/-	25/9
"RADIO DATA CHARTS," by R. T. Beatty, M.A., B.E., D.Sc. Second Edition	4/6	4/11
"TELEVISION RECEIVING EQUIPMENT," by W. T. Cocking, A.M.I.E.E.	8/6	9/-
"RADIO INTERFERENCE SUPPRESSION," by Gordon W. Ingram, B.Sc.	5/-	5/4
"LEARNING MORSE," Eighth Edition	6d.	7½d.
"RADIO DESIGNER'S HANDBOOK," Edited by F. Langford Smith, B.Sc., B.E.	8/6	9/1
"THE WIRELESS WORLD" GREAT CIRCLE PROJECTION MAP	2/-	2/3
"THE WIRELESS WORLD DIARY AND REFERENCE BOOK FOR 1942." Ready Shortly	2/9	2/10½

(including Purchase Tax)

Obtainable from Leading Booksellers and Railway Bookstalls or by post (remittance with order) from

ILIFFE & SONS LTD., Dorset House, Stamford Street, London, S.E.1

VORTEXION  
50w. AMPLIFIER CHASSIS




A pair of matched 6L6's with 10 per cent. negative feed-back is fitted in the output stage, and the separate HT supplies to the anode and screen have better than 4 per cent. regulation, while a separate rectifier provides bias. The 6L6's are driven by a 6P6 triode connected through a driver transformer incorporating feed-back. This is preceded by a 6N7 electronic mixing for pick-up and microphone. The additional 6P6 operating as first stage on microphone only is suitable for any microphone. A tone control is fitted and the large eight-section output transformer is available in three types—2-8-15-30 ohms; 4-15-30-60 ohms or 15-60-125-250 ohms. These output lines can be matched using all sections of windings and will deliver the full response (40-18,000 c/s) to the loud speakers with extremely low overall harmonic distortion.

CHASSIS with valves and plugs.....	£17 10 0
Goodmans P.A. Speakers in stock.....	
Papier Mache Horn Speakers.....	£6 6 0
Moving Coil Microphones.....	£5 5 0
Chromium Microphone Stands from.....	15 0

Many thousands already in use

15w. AC & 12-VOLT DC AMPLIFIER



TYPE CP20

This small Portable Amplifier operating either from AC mains or 12-volt battery, was tested by "THE WIRELESS WORLD," October 1st, 1937, and has proved so popular that at Customers' demand it remains unaltered except that the output has been increased to 17.2 watts and the battery consumption lowered to 6 amperes. Read what "The Wireless World" said:—

"During tests an output of 14.7 watts was obtained without any trace of distortion so that the rating of 15 watts is quite justified. The measured response shows an upper limit of 18,000 c/s and a lower of 30 c/s. Its performance is exceptionally good. Another outstanding feature is its exceptionally low hum level when AC operated even without an earth connection. In order to obtain the maximum undistorted output, an input to the microphone jack of 0.037 volt was required. The two independent volume controls enable one to adjust the gain of the amplifier for the same power output from both sources, as well as superimpose one on the other or fade out one and bring the other up to full volume. The secondary of the output transformer is tapped for loud speakers or line impedances of 4, 7.5 and 15 ohms." Prices:

AC and 12-volt CHASSIS with valves, etc. ....	£12 12 0
AC only CHASSIS with valves, etc. ....	£8 18 6

Gauze Case for either chassis, 12/6 extra.

Plus 20% War Increase.

Delivery: Prompt delivery on "Priority 1A" orders.

Vortexion Ltd., 257, The Broadway, Wimbledon, S.W.19. Phone: LIBerty 2814

# RECENT INVENTIONS

## A Selection of the More Interesting Radio Developments

### ELECTRON MULTIPLIERS

RELATES to the electrode arrangement of a two-stage electron multiplier, which is described as "a convenient compromise between the single-stage multiplier giving low multiplication and the complicated multi-stage multiplier giving high multiplication." This is particularly so when the cathode is heated and the multiplier forms part of a valve amplifier.

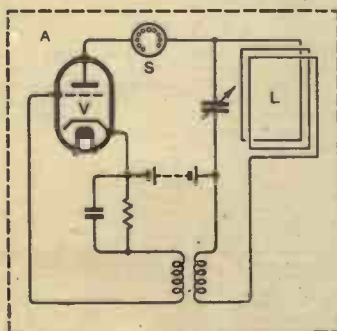
The electrode arrangement consists of a heated cathode of considerable length surrounded by a control grid and split cylinder which divides the emitted electrons into two beams travelling in opposite directions. Each beam is first split into two parts by a single-wire dividing electrode, so that the two halves strike the primary target along diverging paths, the second target and collecting anode being arranged in the clear space or angle in between.

The various electrodes are so biased that secondary electrons emitted from the primary target are first drawn back towards the second target and are then drawn onwards to the collecting anode. Exactly the same happens to the other beam which is formed near the cathode, except that it travels in the opposite direction and is directed against target electrodes symmetrically arranged on the other side of the cathode.

The Marconi-Osram Valve Co., Ltd., and G. W. Warren. Application date August 16th, 1939. No. 532082.

### REMOTE TUNING-CONTROL WITHOUT LEADS

A WIRELESS set is controlled by inductive action from a distance, no wire connection being required between the set and the control unit. The latter may be portable. The effective range of



operation is preferably less than one-sixth of the wavelength used to produce the inductive control field. A control frequency of 375 kc/s is mentioned as being effective at a distance of some 75 feet.

Advantage is taken of the in-phase magnetic "induction" field produced by an energised coil as distinct from the radiated magnetic field, which is in phase-quadrature with the exciting current.

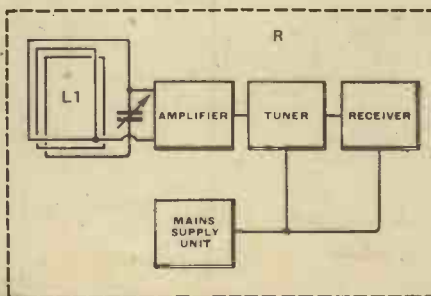
The inductive field has the property of decreasing in amplitude as the inverse cube of its distance from the coil, so that it has little disturbing effect at a distance, though it is considerably stronger than the corresponding radiation field at distances less than one-sixth of the wavelength.

The figure shows a schematic arrangement in which the remote-control unit A includes a valve oscillator V, an inductive loop L, and an impulse switch S of the automatic telephone type for dialling the tuning-control impulses. The distant receiver R includes a pick-up coil L1, preferably located at the bottom of the cabinet, and coupled through an amplifier to the receiver proper.

Philco Radio and Television Corp. (Assignees of D. Grimes). Convention date (U.S.A.) 20th July, 1938. No. 531191.

### FROM SUPERHET TO STRAIGHT

THE figure shows the circuit arrangement of a receiver which can be used at will either as a superhet for long-range selective reception, or as a straight set to secure better quality at shorter distances.

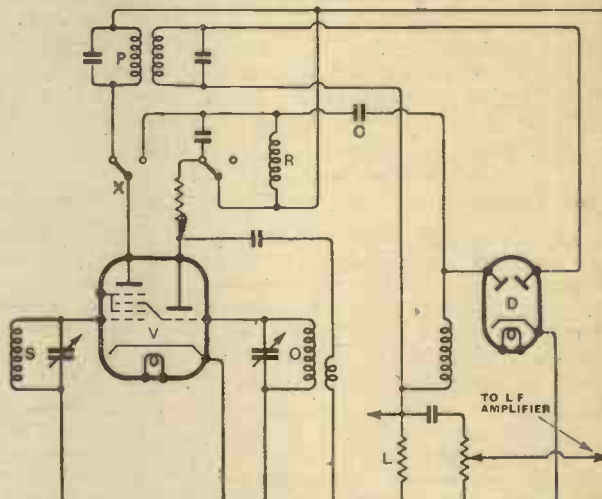


Circuit arrangement for "wireless" remote control.

A triode-hexode valve V normally serves as a frequency changer, mixing the input signals from circuit S with local oscillations developed by the triode section in the circuit O, and feeding the resulting beat frequency to the primary

of the intermediate-frequency stage. These are the conditions when the switch X is in the position shown, for distant reception.

When the switch X is thrown over, the anode of the hexode stage of the valve V is disconnected from the primary P and is connected to a radio-frequency choke R which is coupled through a condenser C to a double-diode rectifier D. Simultaneously the anode of the triode or oscillator section of the valve V is disconnected from its high-tension



Circuit arrangement for alternative superhet or TRF reception.

supply and so ceases to function. The circuits are now set for straight reception. The load resistance L is made common to both the rectifying diodes D so as to avoid the necessity of inserting another switch in these circuits.

R. M. Electric, Ltd., and G. H. Bradbury. Application date July 6th, 1939. No. 531623.

### STERILISING BY HIGH-FREQUENCY RADIATION

INCREASING use is being made of high-frequency waves for sterilising or drying substances as well as for curative or medical purposes. Special advantages are claimed in this connection for waves of the order of a metre or less in length. It is, however, difficult to build up and control the incidence of a wave of this dimension. If an ordinary tuned circuit is used, the area of the useful field either becomes too small, or else most of the energy is lost by radiation. An alternative method is to apply what might be called "optical" methods of reflection, and so build up a stationary wave system at a definite point.

The invention is a modification of the second method. Waves of the required length are fed through a transmission line to a quarter-wave dipole, which is adjusted inside a copper box or casing of dimensions comparable with the wave, until the energy reflected from the sides of the box combines with that radiated from the aerial to build up a stationary wave inside the box. The substance or patient to be treated is then placed on

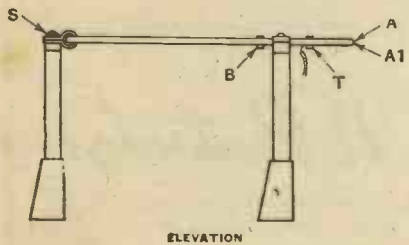
an insulated support and brought into a "loop" of the wave where the field is intense and of constant amplitude.

*The General Electric Co., Ltd., and E. C. S. Megaw. Application date September 1st, 1939. No. 532502.*

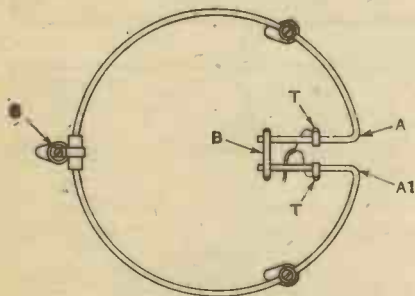
**AIRCRAFT DF AERIALS**

FOR navigational work, such as flying along a beam or for making a blind landing, an aeroplane is usually fitted with a straight dipole aerial which has a pronounced directional effect. This is not always an advantage. For instance, when the plane is manoeuvring before landing, or when it is homing in a cross-wind, the directional effect will lead to a definite falling-off in sensitivity, because the aerial in such circumstances is not orientated in the direction of maximum pick-up.

To overcome this difficulty, the straight dipole is replaced by one of the shape shown in plan and elevation in the figure. The two "free" ends are mounted in an insulator S from which they are bent round in circular fashion, brought close together at A, A1, and then turned inwards. A strong copper bar B allows the effective aerial length to be adjusted. Signals are taken off by a transmission line connected to the terminals T.



ELEVATION



PLAN



Design of dipole for aircraft homing.

The aerial is non-directional in its own plane, whilst its sensitivity is approximately the same as that of an ordinary straight dipole.

*W. H. A. Thiemann (Communication by Bendix Aviation Corp.). Application date May 25th, 1939. No. 532107.*

The British abstracts published here are prepared with the permission of the Controller of H.M. Stationery Office, from specifications obtainable at the Patent Office, 25, Southampton Buildings, London, W.C.2, price 1/- each.

**COMMUNICATIONS DEPEND....**



**ON SMALL PARTS....**

IN countless instances quite intricate pieces of apparatus are wholly dependent on the proved reputation and reliability of their component parts.

*The Choice of Critics*


**BULGIN FOR FUSES**

*The finest Radio and small Electrical glass-enclosed Fuses in the World. The comprehensive range, from 60 mA. to 25 A., covers every requirement. Accurate and uniform in characteristics and made to British Standard Specification No. 646, R.M.A.-, and R.C.M.F.-specification. Absolutely fireproof and safe, sure in action upon 50-75% overload. It is better to be safe than sorry*

All products from the House of Bulgin are pre-eminent for superior design and workmanship, and every article bearing our Trade Mark has to pass exacting and exhaustive tests during the course of its production.

We ask the kind indulgence of the Public on delivery until peaceful conditions return.

**ALWAYS DEPEND ON**



**REGISTERED TRADE MARK**

**A. F. BULGIN & CO. LTD., BY-PASS RD., BARKING, ESSEX.**

Telephone: RIPPLEWAY 3474 (4 lines).

COASSIFIED ADVERTISEMENTS. The charge is 6/- for each paragraph of 2 lines or less, and 3/- for every additional line or part thereof, average 7 words to a line. Each paragraph is charged separately.  
 ADVERTISEMENTS for the December issue are accepted up to First Post on Monday, November 10th, at the Head Offices of Dorset House, Stamford Street, London, S.E.1, or one day earlier at provincial Offices.

THE PROPRIETORS retain the rights to refuse or withdraw advertisements at their discretion. They are not responsible for clerical or printers' errors although every care is taken to avoid mistakes. Cheques and postal orders should be made payable to Iliffe & Sons Ltd. and crossed. Notices are legal tender and cannot be traced if lost in transit.


ADVERTISERS may have letters, other than circulars, addressed to numbers at this office. The words Box 000, c/o "WIRELESS WORLD" must be paid for and a further 1/- added for registration and forwarding replies.  
 DEPOSIT SYSTEM. Full particulars upon application to the Deposit Dept., "Wireless World," Dorset House, Stamford Street, London, S.E.1.

ESTD.
L.R.S.
1925

RAIDS & RAIN WILL COME AGAIN—SO  
KEEP YOUR SHELTER DRY!

We can supply from stock  
If you order at once.

The 'Stuart' Centrifugal Electric  
SHELTER  
PUMP



Quickly clears water from shelters. Ideal for many other A.R.P. uses. A sound job built for continuous running.

Fan-cooled ball bearing motor, A.C. or D.C., any voltage. Low current consumption. May be plugged into lighting circuit. Connections for rubber hose. All parts non-rusting. Please state exact mains voltage required.

These pumps (as supplied to Railway Cos., County Councils, etc.) may also be used for garden fountains—**FOUNTAIN JETS** for above ... 4/- extra.

No. 10.	100 gals. per hour Carr.	2/- extra	... £5 2 6
No. 11.	280 gals. per hour	3/-	... £6 6 0
No. 12.	560 gals. per hour	3/-	... £7 14 0

Prices include foot valve and strainer. Pump is ready for immediate use. Send 2½d. stamp for illustrated price lists.

**EASY TERMS CAN BE ARRANGED**

**LONDON RADIO SUPPLY CO.**  
(Proprs.: The L.R. Supply Co. Ltd.)  
All communications to evacuation address—  
"WINDEN," ARDINGLY RD., BALCOMBE, SUSSEX

## ARMSTRONG

We still have many high grade Radio Components which in times of Peace would be used in the construction of the well-known Armstrong chassis, and they will be offered from time to time to *Wireless World* readers.

THE COMPONENTS ARE  
ABSOLUTELY NEW AND PERFECT AND  
CARRY THE SAME GENEROUS 12 MONTHS  
GUARANTEE AS THE ARMSTRONG  
CHASSIS.

A few examples are given below:—  
**Unrepeatable Opportunity.** Genuine Aluminium Screens, 6½in. x 6½in. with ¾in. right-angled edge. Suitable for R.F. screens or constructing screening boxes. Price 5/- per half-dozen.  
**Genuine Low Loss 3 gang .0005 Tuning Condensers** with Ceramic Insulation, fitted with Dual Ratio Slow Motion Drive (reverse vernier) as fitted to our AW125 chassis, and can be used for any purpose where a high quality condenser is required. Price 17/6.  
**Glass Tuning Scales,** 7½in. x 4½in., calibrated in Metres and Station Names. Various types to cover 2, 3, or 4 wavebands. Supplied with scale pan and fittings. Price 5/6. Glass Scale only, 3/6.  
**Latest type Wavechange Switches** operated by Press Button mechanism of robust construction. Suitable for switching aerial and oscillator circuits on 4 waveband receivers. Supplied complete with knobs and bronze escutcheon. Price 8/6.  
**Heavy Duty Yaxley type Rotary Switches,** 6 pole 5 position. Suitable for switching R.F., aerial and oscillator circuits, 5 wavebands or 4 wavebands and gramophone. Price 7/6. A few special Yaxley type Switches for RF2PP coils. Price 12/6.

ARMSTRONG MANUFACTURING CO.  
WALTERS ROAD, HOLLOWAY, LONDON, N.7  
Phone: NOrth 3213

NEW RECEIVERS AND AMPLIFIERS

**SPECIAL Offer Ambassador 6-valve superhet chassis,** with 10in. P.M. speaker, four bands, A.C./D.C., 200-250 volts; a limited number only to "Wireless World" readers; £15/10; cash with order (including tax).—R. N. Fitton, Ltd., Hutchinson Lane, Brighthelm, Sussex. [9759]

**£18/10 Only—"Wireless World" 2R.F. receiver,** with push-pull quality amplifier chassis, 10 valves, including tone control stage, 8 watts triode output, ideal for quality reproduction from radio and gramophone, limited number; reduced price includes all valves.—Bakers Selhurst Radio, 75, Sussex Rd., South Croydon. [9769]

RECEIVERS & AMPLIFIERS—SECONDHAND, ETC.

**NATIONAL 100X and Speaker;** also 80X, guaranteed perfect; inspection by appointment.—Box 2604, c/o *Wireless World*. [9774]

**BIG Bargains in Genuinely Reconditioned Radios,** all types, list free; state requirements, we buy all useful radio goods; best prices given.—Snell, Arcade, Swansea. Established 1900. [9745]

**SOUND Sales Tri-channel Equipment,** comprising Tri-channel amplifier, 4.12 watt quality amplifier, four band Super Six, Collaro Gram unit, Auditorium speaker, Super Auditorium speaker, Tweeter speakers on S.S. baffle, cost pre-war £90.—Roed, 66, West Hill Ave., Epsom, Surrey. [9754]

Wanted

**McCLURE Feeder Unit, ACF5 or ACF4;** price, details.—Audley, 328, Dewsbury Rd., Wakefield. [9764]

**WIRELESS WORLD 2-R.F. Straight Set (W.W. No. 18th, '37)—**Widdup, Reedham, Poynton Park, Poynton, Cheshire. [9741]

**USED Three-wave Battery or Mains Receivers;** top prices paid for good quality machines.—Tregunna, 15, High Cross St., St. Austell. [9721]

**NEW or used Receivers, Amplifiers, Meters, Converters, Radio & Electrical Accessories.** Very high prices paid for really clean apparatus.—Phone: Gerrard 4447. [9696]

**2-STAGE A.C. Gram. Amplifier,** for use on 230v. A.C. mains, less speaker and pickup.—Shelley, Flower Walk, Guildford. [9757]

**1932 Philco Radiogram Wanted;** £6 to £10 spot cash paid for automatic record changers.—Snell, Arcade, Swansea. Established 1900. [9746]

NEW MAINS EQUIPMENT

**VORTEXION Mains Transformers, chokes, etc.,** are supplied to G.P.O., B.B.C., L.P.T.B.; why not you? Limited, but unequalled.

**VORTEXION, Ltd., 257, The Broadway, Wimbledon, London, S.W.19.** Phone: Lib. 2814. [9571]

SHORT-WAVE EQUIPMENT

**RADIOMART,** largest distributors communication equipment, National distributors.—48, Holloway Head, Birmingham. [9555]

NEW LOUDSPEAKERS

**BAKERS Brand New Surplus Speaker Bargains.**

**EVERY Music Lover Interested in Realistic Reproduction** should write for free descriptive leaflet now.

**£5/15;** usual price £10.—Brand new permanent magnet infinite baffle speaker, complete with beautifully finished cabinet in polished walnut.

**£2/15;** usual price £5.—Brand new super magnet model; exceptional bargain; limited number.

**SECURE One of The: Exceptional Bargains Now.**

**BAKERS Triple Co.3 Conversions Will Immensely Improve Reproduction of Your Present Speaker.** ("For a few shillings you have converted a speaker scheduled for the scrap heap into one worth pounds.—W. E. Darby, Grad.I.E.E.") Write for details.

**BAKERS SELHURST RADIO, 75, Sussex Rd., 8th, Croydon.** [9770]

**"GOODMAN 8" permanent magnet moving coil** units fitted multi-ratio output transformers, very sensitive, excellent reproduction, new in original cartons, 22/6 each, carriage paid, cash with order.—P. & F., 49, John Bright Street, Birmingham. 1. [9751]

**EPOCH—Genuine replacement diaphragms, hand made.—"R.E.C.S.," Crown St., Reading.** Phone: 2796. [9776]

SECONDHAND LOUDSPEAKERS

**SPEAKERS.—Magnavox 66 for A.C. mains, Goodman 10in. H.F. P.M., R.K. 12in., 6v. field; offers.**—Jolly Gardener, Maidens Green, Bracknell, Berks. [9766]

Wanted

**WANTED. Rola G.12P.M.—Parties to Dunford, 19, Harrington Rd., Sharpshoe, Barton, Beds.** [9781]

**GOODMAN'S Infinite Baffle Speaker wanted;** good condition.—Details, Russell, 41, Northway, Frith, Kent. [9733]

**WANTED, Goodman's Infinite Baffle Speaker;** new and unused; state speech coil impedance.—Harvey, Ideal Buildings, Kidderminster. [9738]

DYNAMOS, MOTORS, ETC.

**ALL Types of Rotary Converters, electric motors, battery chargers, petrol-electric generator sets, etc., in stock, new and second-hand.**

**WARD, 46, Farringdon St., London, E.C.4.** Tel.: Holborn 9703. [0518]

# Ode Partridge

No. 10

## THE PURPOSE

When the world is full of trouble  
And life seems really vile.  
It's up to each and every one  
To try and raise a smile.

Sometimes our Odes this purpose serve  
And when they do, we're happy.  
Because it's mighty hard at times  
To make 'em bright and snappy.

They also help you keep in mind  
Our interest in the "Fan,"  
The Dealer, Manufacturer  
And active Service Man.

For though we're very hard at work  
We don't forget our friends  
Who used our goods, and will again  
We know, when this war ends.

# N. Partridge

B.Sc., A.M.I.E.E.

Makers of Chokes and Transformers

King's Bldgs., Dean Stanley St.,  
LONDON S.W.1

Telephone: VICToria 5035

## SCIENTIFIC INSTRUMENT CASES

Made in WOOD or METAL  
and in any quantity to order.  
Precision work guaranteed.

ALSO

Radio Cabinets—Metal Racks & Panels  
Please send full details or drawings  
with your enquiry. For Metal work  
state Government Contract No.

LOCKWOOD & CO.

LOWLANDS ROAD, HARROW, MDDX. Phone: BYRon 3704.

## HOW TO USE THE CATHODE-RAY TUBE

by J. H. REYNER, B.Sc., A.M.I.E.E.

48 pages of practical information.

Price 1/3 Post free

FURZEHILL LABORATORIES, LTD.,  
BOREHAM WOOD, HERTS.




**The 65-watt 'PENCIL' BIT SOLON**

One of the range of Industrial type SOLONS. Conforms to Home Office requirements. Pressure tested 600 volts to earth for 1 minute.

MADE FOR USUAL STANDARD VOLTAGES.

NOTE—Production of the popular 'Handyman' 65-watt SOLON has been discontinued.



**SOLON Electric SOLDERING IRON**

Other models are available. Write for Leaflets.

W. T. HENLEY'S TELEGRAPH WORKS CO. LTD.,  
Engineering Sales Dept., Milton Court,  
WESTCOTT, DORKING, SURREY.

**WARD**

**AC/DC ROTARY CONVERTERS**

for operating P.A. amplifiers, Radio Receivers, etc.



**WE ALSO MANUFACTURE**  
DC/DC ROTARY TRANSFORMERS,  
SMALL ALTERNATORS, SMALL DC  
MOTORS, H.T. GENERATORS, MAINS  
TRANSFORMERS up to 10 k.v.a. PETROL  
ELECTRIC generator sets up to 50 k.v.a.  
BATTERY CHARGERS for private and industrial use.

Full details of any of the above upon request.  
Export enquiries invited.

**CHAS. F. WARD,**  
Office and Works:  
37, White Post Lane, HACKNEY WICK, E.9  
Telephone: Amherst 1393.

**GRAMOPHONE EQUIPMENT**

**Wanted**  
6 Gns. min. record changers, £2/10 for gram units, Adograms—27, Worcester St., Wolverhampton. [9740]  
**DE** Luxe Model Simpsons Electric Turntable, 25G v. 50 c.—Clark, "The Spinney," Wigan Lane, Chorley, Lancs. [9689]

**CABINETS**

**WE** Regret that, owing to all our employees having joined H.M. Forces, we are unable to accept orders for cabinets except to callers. Limited stock only. We have a large stock of radio components.—H. L. Smith and Co., Ltd., 289, Edgware Rd., London, W.2. Tel.: Pad. 5891. [6683]

**TEST EQUIPMENT**

**O** SCILLOSCOPE, Supreme Model 546 3in. laboratory type for all radio, P.A. and television testing, suitable for 250 volts, 50 cycles supply, price £25.  
Signal Generator, Supreme 582-A Push Button, for 250 volts, 50 cycles supply, price £30.  
C.C. Capacitor, Solar, price £10.  
All in new condition.  
Box 2600, c/o The Wireless World. [9737]

**O** SCILLATOR Triplet, all wave, new, less H.T.; £7.—Kenny, Greenfields, Norton Rd., Stourbridge. [9782]

**COMPLETE** W.W. Modulated Test Oscillator, with graphs; also Partridge 30w. amplifier.—Best offer to Warner, 295, Charles Rd., Birmingham, 10. [9755]

**Wanted**

**WANTED,** Avometer Universal No. 7.—State price to Box 2602, c/o The Wireless World. [9747]

**MORSE EQUIPMENT**

**FULL** Range of Transmitting Keys, practice sets and equipment for Morse training.—Webb's Radio, 14, Soho St., London, W.1. 'Phone: Gerrard 2089. [9553]

**Wanted**

**WANTED,** tapes for McElroy automatic morse machine and machine (and blank tapes) for making tapes.—Box 2601, c/o The Wireless World. [9749]

**VALVES**

**VALVES** in Stock; state make and type required.—Robins, 32, City Rd., Cardiff. [9739]

**Wanted**

**URGENTLY,** new Philips rectifier valve, type 1729.—Young, 13, Grange Rd., Rossington, Doncaster.

**VALVES** Wanted, any quantity from 'one upwards; also test equipment, service sheets and spares.—J. Bull, 4, Melthorne Drive, Ruislip. [9732]

**WANTED,** T.P.2620, 402P., X.30, P.E.N.26, V.M.S.4, K.T.63, 2 of each, must be new valves.—Pablo Scarfi, Maindee Sq., Newport, Mon. [9743]

**NEW COMPONENTS**

**ELECTROLYTICS,** cheapest in trade, 8 mfd. 500 v., 2/3; line cords, 325 ohms, 3/3; No. 8 batteries; etc.; send for list.—Spares, 4, Waterton Ave., Gravesend. [9780]

**COMPONENTS—SECONDHAND, SURPLUS, ETC.**  
**RADIO CLEARANCE, Ltd.**

**A** LARGE Number of the Lines Advertised in September Issue are Still Available.  
**C** ALL and Inspect Our Varied Stock.

**A** LL Orders must include Sufficient Postage to Cover. Hours of Business: Week-days 9-4.30, Saturdays 9-1 p.m. Please write your name and address in block letters; we cannot undertake to answer enquiries unless postage is included (2½d.).

**R**ADIO CLEARANCE, Ltd., 95, High Holborn, London, W.C.1. Telephone: Holborn 4631. [9772]

**S**OUTHERN RADIO'S Wireless Bargains:—

**5/-** Parcel—Assorted components, including valve holders, volume controls, wire, resistances, condensers, circuits, etc.; 5/-.

**15/-**—Service kit of components, including resistances, tubular and electrolytic condensers, volume controls, chokes, etc., etc., contained in wooden carrying case; 15/-.

**25/-**—Small trader's parcel of components, 100 saleable items; 25/-.

**3/-**—Wooden Tool or instrument case, 9in. x 7in. x 7in., ex Government stock; 3/-.

**ORMOND** Loud Speaker Units, balanced armature type, 6/6; smaller bakelite type, 3/6; unshrouded type, 2/6; wireless crystals, 6d. each, 5/- per dozen tins; Ace P.O. microphones, complete ready for use with any set, 6/6 each; Westectors W2, 2/6; mica condensers, assorted sizes, 3/- dozen; assorted terminals, plugs and tag ends, 6/9 gross; Telsen radio magazines, complete with 4 blue prints, 6d. post free; Mainsbridge condensers, 1 mfd. 1/-, 2 mfd. 1/9, 4 mfd. 2/9 each; valve holders, assorted 9, 7, 5, 4-pin, 3/- dozen; permanent magnet speaker, W.B. 10in., with transformer, 25/-; thousands of bargains for callers; all goods guaranteed; please add postage to amount of order, approximate postage 7d. on 5/-, to 1/1 on 25/-.

**S**OUTHERN RADIO SUPPLY CO., 46, Lisle St., London, W.C.2. Gerrard 6653. [9771]

**N**EW and Second-hand Radio and Electrical Accessories; cheap.—Barnes, Primrose Villa, Victoria St., Basingstoke. [9748]

**L. T. Metal** Rectifiers, 12v. ½ amp. or 6v. 1 amp, either type, 4/9, post 3d.; instrument rectifiers for meters, 8/6; L.T. metal rectifier, 12v. 1 amp, with transformer and ballast lamp, the kit 23/9, post 1/-; crystal mikes, famous maker, 52/6, a really good mike.—Champion, 42, Howitt Rd., London, N.W.3. [9779]

**FIFTH EDITIONS!**

**RADIO UPKEEP & REPAIRS FOR AMATEURS**

**ALFRED T. WITTS, A.M.I.E.E.** Written for the ordinary listener and for the future Radio Mechanic making easily remediable the various common faults in his radio set. Theory has been excluded on the assumption that the listener would rather know 'how to put it right' than 'how it works.' Essential—indispensable rather—to every wireless owner interested in his set. 6s. 6d. net. Fifth edition.

**THE SUPERHETERODYNE RECEIVER**

*Its development, theory, and modern practice.*  
**ALFRED T. WITTS, A.M.I.E.E.** All the information necessary for a complete understanding of the operations and working principles of this type of receiver including an additional set of notes on the cause and prevention of frequency drift, and an enlargement and revision of the chapter on maintenance. A book that recommends itself. Another fifth edition. 5s. net.

39 Parker Street  
Kingsway, W.C.2

**PITMAN'S**

GET THEM FROM

**CODE COURSES**

**For Beginners and Operators**



The Candler System of Code training is just what one needs for entering or advancing in Army, Navy, Air Force, Amateur Radio work, or the Commercial side of telegraphy.

**JUNIOR AND ADVANCED COURSES**  
on Cash or Monthly Payment terms.

There's no royal road to learning—but there IS a quick, sure way to genuine CODE skill. Thousands upon thousands of Candler Trained Operators have proved the value of this truly remarkable system of Code instruction.

**J. Clarricoats, Sec., Radio Society of Great Britain**—says: "I regard the Candler System as being the most important system of its kind and already large numbers of Members of the Radio Society of Great Britain have intimated to me that they are studying the course of instruction with a view to preparing themselves for service in one branch or another of H.M. Forces."

In the "BOOK OF FACTS," which will be sent FREE on request, you will see that full information is given concerning the subjects covered by Courses for beginners and also for operators.

**COUPON**

Please send me a Free Copy of Candler "Book of Facts."

NAME .....

ADDRESS .....

Post Coupon in 1d. unsealed envelope to London Manager  
**CANDLER SYSTEM CO.** (Room 55W), 121, Kingsway, London, W.C.2  
Candler System Co., Denver, Colorado, U.S.A.

# An Invitation to Quality

There come times in the life of every manufacturer when the decision must be made that nothing but the best will do—can do. When such a decision has as its subject, Transformers, then attention can be focussed only on one name—GARDNERS. We believe it will be to your ultimate advantage to talk things over with us when you need to use really good small Power Transformers up to 4 kva.



Although at the present time it is not possible for us to give normal peacetime service, we are still in a position to give reasonable delivery dates for dealers' priority orders.



**GARDNERS RADIO LIMITED**  
Somerset • Christchurch • Hants



## FOR THE RADIO SERVICE MAN, DEALER AND OWNER

The man who enrolls for an I. C. S. Radio Course learns radio thoroughly, completely, practically. When he earns his diploma, he will KNOW radio. We are not content merely to teach the principles of radio, we want to show our students how to apply that training in practical, every-day, radio service work. We train them to be successful!

### INTERNATIONAL CORRESPONDENCE SCHOOLS

Dept. 38, International Buildings, Kingsway, London, W.C.2.

Please explain fully about your Instruction in the subject marked X.

Complete Radio Engineering  
Radio Service Engineers

Elementary Radio Television  
If you wish to pass a Radio examination, indicate it below.

Inst. of Wireless Technology  
P.M.G. Certificate for Wireless Operators  
Provisional Certificate in Radio Telephony and Telegraphy for Aircraft

City and Guilds Telecommunications

Name..... Age.....  
Address.....

(Use penny stamp on unsealed envelope)

**LIMITED** Quantity of Double-wound, shock-proof transformers available. Especially suited for low-voltage lighting for A.R.P. shelters and other similar purposes. Input 230v., output 12v., 2 amp., totally enclosed with screw fixing input and output sockets; finished grey cellulose; 30/- each, carriage paid.—Gardner's Radio, Ltd., Somerford, Christchurch, Hants. [9783]

**G. A. RYALL**, "Arnehurst," Marsh Lane, Taplow, Bucks (late Ryall's Radio, London).—All goods (except P.M. speakers, Centralab volume controls, and 380 resistors on glass, no transformers left for Oval speakers) available as per the October issue of this journal. Please consult our full column advert. offer of radio components. Please note that owing to unusual demand and depleted staff we are rather behind with current orders; we hope to have these cleared up by time this advert. appears, and ask your indulgence.—G. A. Ryall, "Arnehurst," Marsh Lane, Taplow, Bucks [9752]

**HARTLEY TURNER** Coupling Unit, S.A., also transformer, P.P.L.L.—Rendall, East Rd., Bridport. [9742]

**AUTO** Coil Winder, suitable for transformers, etc.; quote price, particulars.—Box 2605, c/o The Wireless World. [9778]

**WE** Buy New or Used Radios, amplifiers, meters, converters, radio and electrical accessories, etc.—'Phone: Ger. 4447. [9603]

**TRADE** Only.—Large quantity of silver mica and ceramic condensers, various capacities; T.C.C. trimmers, 5-35 p.f.; miniature pre-set type volume controls (Morganite), 10,000 and 100,000 ohms; 6-way push-button switches; iron cores; winder plugs; 4BA brass bush inserts; 2- and 3-gang condensers.—Further particulars from Samsons Surplus Stores, 4, Praed St., W.2. [9773]

#### REPAIRS AND SERVICE

**L.T.P.** Repair All Mains Transformers and Chokes. Prompt delivery. [9777]

**LONDON TRANSFORMER PRODUCTS, Ltd.**, Willesden, N.W.10. Wil. 6486 (5 lines). [9552]

**MAINS**, output transformers, chokes, etc., rewound.—Davies, 30, Morley Av., Manchester 14. [9700]

**EPOCH**—Genuine replacement diaphragms, hand made.—"R.E.C.S." Crown St., Reading. 'Phone: 2736. [9775]

**AMERICAN** Receiver Repairs.—The American experts.—Bennett's, 4, Humberstone Drive, Leicester. [9777]

**TRANSFORMERS**, chokes, pick-ups, motor and armature rewinds, repairs of all descriptions to the wireless trade.—F. H. Marshall, 137, Windmill Lane, Nottingham. [9777]

**SERVICE** with a Smile.—Repairs of all types of British and American receivers; coil rewinds; American valves, spares, line cords.—F.R.L. Ltd., 22, Howland St., W1 Museum 5675. [8934]

**MAINS** Transformer Service, repairs, rewinds, or construction to specification of any type, competitive prices and prompt service.—Sturdy Electric Co., Ltd., Dipton, Newcastle-on-Tyne. [9651]

**METROPOLITAN RADIO SERVICE** Co. Guarantee Repairs to American and British Receivers. Linecord resistances, condensers, and vol. controls. Trade supplied.—1,021, Finchley Rd., N.W.11. Spe. 3000. [9614]

#### BUSINESSES FOR SALE OR WANTED

"The Wireless and Electrical Trader" is an essential part of the equipment of every Wireless Trader, its pages reflect the very latest turn of trade events, and it is read by all the leading dealers and manufacturers, for particulars of businesses offered or wanted. By subscription, to the trade only, 17/6 per annum, post free.—Send your trade card for specimen copy to Dorset House, Stamford St., London, S.E.1. [0614]

#### TUITION

**RADIO** Training.—P.M.G. exams and 'I.E.E. Diploma, prospectus free.—Technical College, Hull. [0611]

**MORSE** Code Training in Your Own Home; "Book of Facts" free.—Candler System Co. (W.O.), 121, Kingsway, London, W.C.2. [9744]

**PRACTICAL** Radio Postal Courses, coaching for I.P.R.E., R.A.F., A.I.D. exams; booklet free.—Secretary, I.P.R.E., Bush House, Walton Avenue, Henley-on-Thames. [9547]

**RADIO** Engineering, Television and Wireless Telegraphy; comprehensive postal courses of instruction.—Apply British School of Telegraphy, Ltd., 179, Clapham Rd., London, S.W.9 (Estd. 1906). Also instruction at school in wireless for H.M. Merchant Navy and R.A.F. [9249]

#### TECHNICAL TRAINING

**GREAT** Possibilities Exist for Technically Qualified Engineers, key men in wartime and afterwards. Through the home-study courses of The T.I.G.B. take a recognised engineering qualification such as A.M.I.Mech.E., A.M.I.E.E., A.M.I.R.E., A.F.R.Ae.S., A.M.I.Chem.E., C. and G., etc., in which examinations the T.I.G.B. students have gained 25 FIRST PLACES and Hundreds of Passes. Write to-day for "The Engineer's Guide to Success"—Free—containing the world's widest choice of engineering courses covering all branches, including Aeronautical, Mechanical, Electrical, Wireless, Chemical, etc.

**THE TECHNOLOGICAL INSTITUTE OF GREAT BRITAIN**, 82, Temple Bar House, London, E.C.4. [9335]

#### SITUATIONS VACANT

**RADIO** and Electrical Engineer Required, take charge of section assembly, control panels, radio sets, etc., first-class work Government priority; good post-war prospects; apply immediately.—Electrical Utilities, Ltd., Rosedale Works, Rosedale Rd., Richmond, Surrey. Tel.: Ric. 0085. [9753]


# ELECTRADIX

**LESDEX** Commercial Meters, 0-1 m.a., Bush 2 1/2 in. m.c., 55/-; D.H.T.O. 5 m.a., 45/-; M.I. for A.C./D.C. surface 1 amp. or 3 amps. or 5 amps. or 10 amps. Limited number, new, 10/-.

**NEW METERS**, Weston 506, Turner 909, and Elliott mov. coil, 2 in. panel, 50 m.a. and 200 m.a., Elliott mov. coil thermo, 0-3 amps. Ferranti, ditto, 700 m.a.

**NEW** 500 v. w. megger, £10.

**WORKS SWITCHBOARDS**, complete for A.C. power and D.C. lighting. Circuit Breakers & Oil Switches. See now at our Battersea works. **EMERGENCY ELECTRIC LIGHTING** for Shelters, Headquarters, homes and factories.



Have your own Petrol-Electric Lighting and Charging Plant. 500-watt, single cyl. 2-stroke, water-cooled, self-ign. Pelapone engine mag. ign. coupled to 50/70 volts 10 amps. shunt dynamo, 1,000 r.p.m. Fuel and Water Tanks. These are 248 sets ready for immediate delivery at half-price.

**INSULATORS**, All shapes and sizes from aerial egg or shell at 2d. to big Navy 6 in. type. Cleats and pedestal insulators. No list ready. Please specify wants.

**WORKS VAC. CLEANERS**, Pulvo box cabinet type, on wheels with 1 h.p. motor, £5 15s. **ELECTRIC TOWEL RAIL** or CLOTHES DRYER, Belling-Lee, Works type, 1 k.w. 230 volts, 5/-. **PHOTO CELLS**, RCA847 are 25/-, Ceram CMG, £3 10s., W.E., 35/-, Small 3-lens optical systems, 10/-, 500-ohm Counters to 9999, 5/-.

**PUMPS**, New Twin piston 1/2 h.p. pumps, suit motor or belt drive, £3 11s. Stuart Turner Shelter Pumps, 12 volt centrifugal 100 galls. No. 10 in stock, £5 1s. 6d.

**PERFECT MORSE**, Home Training with a Practice Morse Recorder. Spring drive, no battery wanted, marks direct on tape with dead key. Shows spacing faults. For novice or expert. Govt. model, £3 10s. **MORSE KEYS**, Type B.1, 5/-; Type M, 6/6; Type P.F., 9/6; Type IV, 12/6; Special Fuller, 17/6.

**BUZZERS**, Bakelite cast practice Buzzers, 3/6. Nest brass cased Buzzer, 4/6. Heavy type, Bakelite cased, 5/6. D.3 Buzzers, multiple windings, no contacts, 5/-. Cambridge-Townsend, 10/-; Field Phones, Field Cable, Telescopes, etc.

Please add postage for all mail orders. Stamped envelope for all replies please.

PLEASE NOTE NEW ADDRESS:—

**ELECTRADIX RADIOS**  
19, BROUGHTON ST., LONDON, S.W.8.  
Our new offices adjoin our works at Battersea, 19, Broughton Street, Queenstown Road, S.W.8. No. 137 bus or 31 tram. Rly. Sta., Queen's Road, Battersea, from Waterloo.  
Telephone: MACaulay 2169.

# RELAYS

for A.C. and D.C.



**SILENT & RELIABLE**

2 VA coil consumption, from 2-000 volts, tested to 2,000 volts. Unmounted and in cast iron casing. Also Time Lag Relays. High Sensitive Relays, complete control

Midget Relay type ML plants.

(for D.C. only) Apply for leaflet SPN/WW

# LONDEX LTD.

Electrical Remote Control Engineers and Manufacturers

Anerley Works, 207, Anerley Road, London, S.E.20  
Tele.: SYDENHAM 024N/4250.

# BE A WIRELESS OPERATOR

Private tuition given by Ex Marconi Inspector in your own home, also evening classes. Apparatus supplied if required.

Moderate Fees. Particulars, Stamp.

C. E. MASTERS

43, Grove Park Road, Chiswick, W.4.



**CELESTION AMPENOL VALVEHOLDERS**

Celestion Ltd., Kingston-on-Thames, Surrey



**WIRELESS Technical Instructors Required in Army Units.**

**EMOLUMENTS.**—Pay 8/9 per day (7 days a week); clothing, rations and accommodation, or if this cannot be provided allowances at authorised rates; if married and otherwise eligible, family allowance payable in respect of wife and children, subject to allotment from pay.

**CANDIDATES** Should Preferably be under 35 and over 24, and

(A) Hold one of the following qualifications:—

Graduatehip of the Institution of Electrical Engineers.

Final (Grade III) Certificate of City and Guilds of London Institute Examination in Radio Communication.

Higher National Certificate in Electrical Engineering.

Certificate of City and Guilds of London Institute in Radio service work.

Or

(B) Be able to pass an examination on the following syllabus:—

Simple algebra, including quadratic equations; simple trigonometrical ratios and identities; vectors.

Properties of electrical currents; heating of conductors; magnetic fields; unit of current; Ohm's Law; resistance in series and parallel; potentiometers.

Magnetic effect of current fields due to parallel wires; field due to a solenoid; electro-magnets. Meters.

Induction; effect of rotating a coil in a magnetic field.

Mutual and self induction and inductance; effect of inductance on growth and delay of current.

Capacity; charging storage and discharge of condensers; through resistance and inductance.

Alternating currents; vector diagrams; effect of resistance variation; effects of L and C in A.C. circuit; phase difference of currents; resonance in a series circuit; parallel circuit of L and C; Q factor.

Elementary knowledge of valves; simple theory of amplifiers, oscillators and detectors; general principles of radio practice.

**SUITABLE** Candidates will be interviewed at Local Centres, and, if successful, will be enlisted and appointed Acting Sergeant Tradesman. For those who are on the Schedule of Reserved Occupations, special arrangements will be made to enable them to be enlisted. In the event of any applicant found to be reserved under Schedule of Reserved Occupations special application will be made for relaxation of the Schedule. No guarantee can be given that this application will be successful.

**APPLICATION** Forms may be Obtained by Postcard from the Under-Secretary of State, The War Office (A.G.6c), Whitehall, S.W.1. 19520

**PROGRESS** Manager required by firm engaged on essential work producing electrical equipment; a man of highest integrity, capable of taking charge of factory; salary £450-£550 p.a., according to ability; fares will be paid for interviews. Full details regarding are, experience and general qualifications are requested. Write Box 2598, c/o *The Wireless World*. [9735]

**PRODUCTION** Executive required by well-known company now on essential work and specialising in radio equipment. A man of highest integrity capable of taking complete control of planning, progress and time-study departments; salary £450-£600 p.a., according to ability; fares paid for interviews. Full details regarding age, experience and general qualifications are requested—Write Box 2597, c/o *The Wireless World*. [9734]

**ENGINEERING** Assistants, Grade II, required by the Ministry of Aircraft Production Instrument Directorate. Candidates should have a good technical education, either theoretical or practical, but preferably both, for work in connection with the design and testing of aircraft engine and flying instruments or navigational equipment. Salary £315 per annum, plus £13/1 Civil Service war bonus, and overtime.—Apply in writing, stating if registered at any office of the Ministry of Labour and National Service to the Supplementary Register, 4, Gt. Marlborough St., London, W.1, quoting order No. 839. [9750]

**APPLICATIONS** are invited for a senior position on the technical staff of a well-known company specialising in the manufacture of radio communication equipment, wholly engaged at present on Government Contracts. It is desirable, although not essential, that applicants should have a University degree in Electrical or Communication Engineering or Physics, and they should possess besides administrative and organising ability, a sound experience of testing procedure in first-class factories and of the design and construction of test apparatus. Full details, including age, education, qualifications, experience and salary are requested.—Write Box 2599, c/o *The Wireless World*. [9736]

**SERVICE ENGINEERS** Advertisements under this heading are published subject to the terms of the Electrical Installation (Restriction on Engagement) Order, 1941 (SRO No. 409, 1941), which applies to radio and electrical dealers and contractors and their engineers. It lays down that dealers requiring personnel (except managers, salesmen, clerks and domestic servants), and workers requiring positions, must both register at the local Employment Exchange, and the change of employment must be made through that medium.

**TWO** Service Engineers, one for inside bench work, one for outside service; good wages and conditions to first-class men.—R. W. Proffitt Ltd., 49-51, Knowsley St., Bolton. [9768]

**WANTED**, experienced Service Engineer, over military age or exempt, good wage and prospect, full particulars first letter.—A. Franks, Ltd., 95, Deansgate, Manchester. [9760]

**A GOOD** Radio Service Engineer Required; good wages and prospects.—Apply Hadley Bros., 587, Bearwood Rd., Smethwick. [9758]

**WANTED**, Service Engineer, one exempted from Military Service, take charge of Service Department; all work done in workshop; good wage and permanency promised to right man.—Easters, High Street, King's Lynn. [9756]

**SITUATION WANTED** **AGE** 31, thorough knowledge communication and commercial receivers, public school education.—Box 2603, c/o *The Wireless World*. [9763]

**PATENT NOTICES** **THE** Owner of British Patent No. 469,498 relating to "Improvements in or relating to Phonographs" is desirous of entering into negotiations with one or more firms in Great Britain for the purpose of exploiting the invention either by the sale of the Patent Right or by the grant of Licences on reasonable terms. Interested parties who desire further particulars should apply to Albert L. Mond & Thiemann, 14 to 18, Holborn, London, E.C.1. [9761]

**THE** Proprietor of British Patent No. 290,642 relating to "Improvements in radio telephone signalling" is desirous of entering into negotiations with one or more firms in Great Britain for the purpose of exploiting the invention either by the sale of the Patent Rights or by the grant of Licences on reasonable terms. Interested parties who desire further particulars should apply to Albert L. Mond & Thiemann, 14 to 18, Holborn, London, E.C.1. [9762]

**BOOKS, INSTRUCTIONS, ETC.** **WEBB'S** Radio Map of the World Locates Any Station Heard. Size 40x30in. 4/6, post 6d. On linen, 10/6, post 6d. Webb's Radio Globe, 12in. model. Radio prefixes, zones, etc. 27/6.—Webb's Radio, 14, Soho St., London, W.1. 'Phone: Gerrard 2089. [9554]

**EVERY** Radio Dealer Who is Not a Regular Reader of "The Wireless and Electrical Trader" should send his trade card at once for a specimen copy and full details of the "Trader" Services. "The Wireless and Electrical Trader" has the widest influence, and is read by all the leading manufacturers and traders. Trade only, 17/6 per annum, post free. Published at Dorset House, Stamford St., London, S.E.1. [0615]

**CLASSIFIED ADVERTISEMENTS**

intended for the **DECEMBER** ISSUE can be accepted up to **Monday, November 10th.**

**GALPINS**

**ELECTRICAL STORES**

21, WILLIAM ST., SLOUGH, BUCKS.

'Phone: 20855 TERMS: Cash with Order

**ELECTRIC LIGHT CHECK METERS**, small, late type, well-known makers, first-class condition, electrically guaranteed, for A.C. Mains 200/250 volts 50 cy. 1 phase 5 amp. load, 10/- each; 10 amp. load, 12/6; 20 amp. load, 15/-; all carriage paid.

**110 VOLT D.C. MOTOR**, totally enclosed, rated at 8 amps., ball bearing, in new condition, make good slow-speed dynamo, weight approx. 75 lbs., price 45/-, carriage forward.

**PHILIPS 1 MF Condensers**, 4,000 volt working, large size, price 10/- each, carriage 1/6.

**LARGE 1 KW. Transformers**, for rewinding, rating unknown, price 20/-, carriage forward.

**GUNMETAL PULLEYS**, 7in. dia., to take lin. dia. rope, complete with rope guard and hook, price 7/6, carriage 1/-.

**ZENITH VITREOUS RESISTANCES**, all useful sizes, in perfect working order, price per doz. assorted 10/-, post free.

**FRACTIONAL H.P., D.C. MOTORS**, for 110 volt and 220 volt D.C. mains, only from 1/20th to 0 H.P., state size and voltage required, price, small, 7/6 and large 10/- each. carr. 1/-.

**TELEPHONE MAGNETOS**, or hand calling generators, 3 and 4 magnet type, unboxed, in good working order, price, 7/6, post free.

**ROTARY CONVERTER, D.C. to A.C.**; input 80/110 volts D.C. at 33 amps.; output 180/240 at 11 to 8½ amp., 500 cycles single phase, also 24 volt at 12½ amp. 200 cycles single phase, Ball Bearing, 2,500 r.p.m., in good condition and perfect working order, price £25, carriage forward.

**FIXED RESISTANCE** wire wound on slate, 40 ohms, to carry 1½ amps., protected, new & unused, price 6/-, post 9d.

**LARGE VOLTMETER**, 9 in. dia. by "Nalder and Thompson," as new, calibrated 0—50 volts, 1 phase for 50 to 500 cycles. Price 50/-, carriage paid.

**PORTABLE FIELD TELEPHONES**, in mahogany case, magneto ringing, require slight adjustment or repair, 25/- each, carriage paid.

**A.C. MOTOR** by A.E.G., induction type, ball bearing, not guaranteed, approx. 2 H.P., offered for rewinding only. Price £2 10s. 0d., carriage forward.

**VALVE TESTER**, maker "Norman Rose," rexine covered case, size 16 in. by 12 in. by 4 in., condition as new, 3 in. dia., meter, will test any known make of valve, 6 turn switches for screen, heater, anode, screen volts, grid and cathode, and numerous other fittings, also 10 to 1,000 V. A.C. or D.C.; 1 to 250 M/A. A.C. or D.C., also resistance test to 1 Meg.; complete with all plugs and cords and for A.C. mains operating only; note no book of instructions is included. Price £15, carriage paid.

**AUTO TRANSFORMER**, 1,000 watts, tappings 0—110—200—220 and 240 volts, for step up or step down. Price 65/-, carriage paid.

**MOTOR-DRIVEN ALTERNATOR**, direct coupled, motor, 110 or 220 v. D.C. input, complete with starter; alternator output 220 volts, 50 cycle, single phase, 176 watts, fitted governor; mounted on teak beams and fitted handles for carrying, condition as new, wear nil, size overall 40in. by 9in. by 11in. Price £16, carriage forward.

**DYNAMO**, 110 volts, 60 amps.; shunt wound, interpole, ball bearing, speed 1,750 r.p.m. continuous rating. Price £15, carriage forward.

**STEEL CABINETS**, size 40in. high, 24in. wide by 16in. deep, heavy plate, fitted interior racks. Price 30/- each, carriage forward.

**"COSMOCORD" CRYSTAL PICK-UP**

LICENSED BY BRUSH CRYSTAL CO. LTD., under Brit. Pat. Nos. 366,252 and 454,595



Trade only supplied.

**SOLE SELLING AGENTS:** SALE, TILNEY & Co., Ltd. 3, LLOYD'S AVENUE, LONDON, E.C.3. 'Phone: ROYAL 4811.

**ENGINEERING OPPORTUNITIES**

This unique Handbook shows the easy way to secure A. M. I. C. E., A. M. I. Mech. E., A. M. I. E. E., A. M. I. A. F., A. M. I. R. E., and similar qualifications. **WE GUARANTEE—NO PASS—NO FEE.** Details are given of over 150 Diploma Courses in all branches of Civil, Mech., Elec., Motor, Auto, Radio and Production Engineering, Draughtsmanship, Training, Inspection, Government Employment, **BUILDING** (the great after-war career), R.A.F. MATES, etc. Write for this enlightening Handbook to-day. **FREE** and post free. Men with Radio knowledge can obtain attractive posts in the Services.

**BRITISH INSTITUTE OF ENGINEERING TECHNOLOGY**, 387 Shakespeare House, 17, 18, 19 Stratford Place, London, W.1

*This space reserved for*

**W. BRYAN SAVAGE LTD.**

**TRIX** SOUND EQUIPMENT

**RELIABLE AMPLIFICATION**  
The TRIX ELECTRICAL COMPANY LTD.  
65, Bolsover St., London, W.1, Euston 5471

# PREMIER RADIO

## DE LUXE S.W. KITS

Complete Kit, including all Valves, coils, wiring diagrams and lucid instructions for building and working. Each Kit supplied with a steel Chassis, Panel and plug-in coils to tune from 13 to 170 metres.

- 1-Valve Short-Wave Receiver or Adaptor Kit 24/6
- 1-Valve Short-Wave Superhet Converter Kit 28/-
- 2-Valve Short-Wave Receiver Kit 35/6
- Utility Micro Dials, direct and 100-1 6/6

## SHORT-WAVE CONDENSERS

Trolitul insulation. Certified superior to ceramic. All-brass construction. Easily ganged.

15 m.mfd. .... 2/4	100 m.mfd. ... 3/-
25 m.mfd. .... 2/6	160 m.mfd. ... 3/7
40 m.mfd. .... 2/6	250 m.mfd. ... 4/-

## ELECTROLYTIC CONDENSERS

16 + 24 525 v. Can. Neg., small type, 7/6 ; 25 mfd. 25 volt, 50 mfd. 12 volt, 1/6 ; 50 mfd. 50 volt, 2/6 ; 15 mfd. 100 volt, 1/3 ; 8 mfd. 125 volt tubular, 1/6. Premier Pick-up with Arm and Volume Control, 17/6. Pick-up Heads (will fit any Tone Arm), 8/9. H.T. Eliminators. 150 v. 30 mA. output, 36/6 ; ditto, with 2 v.  $\frac{1}{2}$  A. charger, 46/6. Potentiometers, all res., 3/6 ; ditto, with Switch, 4/6.

## PREMIER MICROPHONES

Transverse-Current Mike. High grade large output unit. Response 45-7,500 cycles. Low hiss level, 23/- . Moving Coil Mike. Permanent magnet model requiring no energising. Response 90-5,200 cycles. Output .25 volt average. Excellent reproduction of speech and music, 49/- . Microphone Transformers. Suitable for all mikes. Tapped primaries. A, 20 and 40 : 1 ; B, 30 and 60 : 1 ; C, 50 and 100 : 1, 6/6 each.

Please Note.—All Short-wave Kits include Purchase Tax.

## NEW PREMIER S.W. A.C. RECEIVER

In response to many requests we have now produced an A.C. version of the popular Premier Short Wave SG3 Kit. Circuit : Pentode H.F. Stage, Pentode Detector, Pentode Output, and F.W. Rectifier. 200-250 v. A.C. Operation. Built-in Power Pack. Hum-free operation. For use with Phones or P.M. Speaker. Complete Kit of Parts with drilled chassis, all components, Plug-in Coils covering 13-170 metres, 4 valves and full instructions **£6.14.6** and circuits

Battery Version also available, Kit **£4/15/4**  
 ★ "The Wireless World" said they were "very much impressed..."  
 See full Test Report, pp. 492-3, December issue. Send for details.

## PREMIER SMOOTHING CHOKES

Type	Current	Henrys	Res.	Prices
C 40/500	40 MA	20-34 H	500 ohms	6/-
C 60/180	60 MA	8 H	180 ohms	6/-
C 60/400	60 MA	25-34 H	400 ohms	8/8
C 60/500	60 MA	18-30 H	500 ohms	8/8
C 100/400	100 MA	20-34 H	400 ohms	10/8
C 150/185	150 MA	20-34 H	185 ohms	15/4
C 200/145	200 MA	20-34 H	145 ohms	18/-
C 250/120	250 MA	25 H	120 ohms	20/-

## PREMIER BATTERY CHARGERS FOR A.C. MAINS

Westinghouse Rectification complete and ready for use  
 To charge : 6 volts at 1 amp. 26/-  
 12 volts at 1 amp. 28/- 6 volts at 2 amp. 43/6

**ALL ENQUIRIES MUST BE ACCOMPANIED BY 2/6 STAMP.**  
**ALL ORDERS LESS THAN 5/- 6d. POST EXTRA.**

## PREMIER 1941 HIGH FIDELITY AMPLIFIERS

Each Amplifier is completely wired and tested. Selected components, specially matched valves and full diagrams and instructions.

4-watt A.C. Amplifier .....	£3 11 6
8-10-watt A.C./D.C. Amplifier .....	£7 9 0
15-watt A.C. Amplifier .....	£9 3 0

Black Crackle Steel Cabinet, 17/6 extra.

## MAINS TRANSFORMERS

Wire-ends. All L.T. Windings Centre Tapped.

SP. 250	250-0-250 v. 60 m.a., 4 v. 1-2 a., 4 v. 2-3 a., 4 v. 2-3 a.	13/4
SP. 300	300-0-300 v. 60 m.a., 4 v. 2-3 a., 4 v. 2-3 a., 4 v. 2-3 a.	13/4
SP. 301	300-300 v. 150 m.a., 4 v. 2-3 a., 4 v. 2-3 a., 4 v. 1 a., 4 v. 1 a.	17/4
SP. 350A	350-350 v. 100 m.a., 5 v. 2 a. (not C.T.), 6.3 v. 2-3 a.	16/-
SP. 350B	350-350 v. 100 m.a., 4 v. 2-3 a., 4 v. 2-3 a., 4 v. 2-3 a.	16/-
SP. 351	350-350 v. 150 m.a., 4 v. 1-2 a., 4 v. 2-3 a., 4 v. 3-4 a.	17/4
SP. 351A	350-350-150 m.a., 4 v. 3 a., 4 v. 2-3 a., 4 v. 1 a., 4 v. 1 a.	22/-
SP. 352	350-350 v. 150 m.a., 5 v. 2 a., 6.3 v. 2 a., 6.3 v. 2 a.	18/-

Auto Transformers. Step up or down. 100-125 v. to 200, 230 or 250 v. A.C. 60 watts, 11/4 ; 125 watts, 15/- ; 250 watts, 22/-

Moving Coil Speakers  
 P.M. Models. Goodmans 6" 16/6, 8" 20/-, 10" 23/6.  
 Energised Models. Plessey 8", 175 ohm field 7/6, 2,000 ohm field 15/-.

All speakers are complete with output transformer.  
 Push-Pull Driver Transformers 6/6  
 Universal Output Transformers, 11 Ratios. Single or Push Pull. 6/6

## MATCHMAKER UNIVERSAL OUTPUT TRANSFORMERS

Will match any output valves to any speaker impedances, 11 ratios from 13 : 1 to 80 : 1. 5-7 watts 16/10. 10-15 watts, 21/10. 20-30 watts, 36/10. 60 watts, 49/6.

# PREMIER RADIO CO.

ALL POST ORDERS to: JUBILEE WORKS, 167, LOWER CLAPTON ROAD, LONDON, E.S. (Amherst 4723.)  
 CALLERS to: Jubilee Works, or 169, Fleet Street, E.C.4 (Central 2833), or 50, High Street, Clapham, S.W.4. (Macaulay 2381.)



## DO YOUR MAINS VARY?

USE A VOLTAGE REGULATOR AND CONTROL THE A.C. WITHOUT INTRODUCING SERIES RESISTANCE.

Operate your laboratory apparatus exactly as intended.

The knob below the meter gives manual adjustment while on load in small steps over a range of 40 volts.

Input 80 to 300 volts. Output adjustable 200 to 240 volts. Rating 150 to 200 watts and, being a transformer, it can of course be reversed.

Only a few laboratory soiled models now remain

PRICE **£5** EACH.

Designed by Mr. Voigt for Edison Bell

## VOIGT PATENTS LTD.

THE COURTS, SILVERDALE, LONDON, S.E.26  
 Telephone: Sydenham 6666.

# MELTON METALLURGICAL LABORATORIES LTD

## LIQUID SILVER

for metallising CERAMIC, MICA, QUARTZ or GLASS.

Low melting-point SOLDER from 70°C. or to specification. Non-corrosive Liquid FLUX for all electrical or Radio purposes.

Pre-War deliveries. Overseas enquiries invited.

IPSWICH RD., TRADING ESTATE, SLOUGH, BUCKS. Phone: Slough 20992

# INVENTORS

We continually seek new inventions and products in all branches of industry for development and production by the manufacturing Companies of the Simmonds Group throughout the world.

SIMMONDS DEVELOPMENT CORPORATION LTD.  
 BUSH HOUSE, W.C.2.

## THE SIMMONDS GROUP



FOR BETTER JOINTS IN LESS TIME

# ERSIN MULTICORE

THE SOLDER WIRE WITH 3 CORES  
OF NON-CORROSIVE ERSIN FLUX



- Avoids Dry Joints
- Increases Electrical Efficiency of Joints
- Speedily makes Sound Joints on Dirty or Oxydised Surfaces
- Always Correct Proportions of Flux and Solder
- No additional Flux Required
- Low Melting Point (190° C. for 60/40 alloy)
- Approved by Air Ministry and G.P.O.
- All-British & acknowledged by the leading Manufacturers to be the finest Cored Solder in the world

**FREE**

Two informative publications on soldering have been issued by Multicore Solders Ltd. Executives are invited to send for copies and a free sample of Multicore Solder MULTICORE SOLDERS LTD. BUSH HOUSE, LONDON, W.C.2

Tel. TEMple Bar 5583/4

# B.I. COPPER EARTHING RODS

for  
WIRELESS  
APPARATUS

(U.K. Patent Nos.  
438595, 423385 430040).



U.K. Regd. Trade Mark.

100%  
MORE  
SURFACE  
AREA

Designed to give a low resistance earth contact. Made from solid drawn H.C. copper. The multiple fins ensure larger surface area and better contact with the earth than any driving earth of similar diameter and weight at present on the market; giving nearly 50 per cent. more contact area than a circular rod of equal diameter, or 100 per cent. more than a solid rod of equal weight. About 1/4" of the rod is left exposed and the earth lead is simply clamped against the rod by means of the copper clamp ring and screw. No sweating or soldering is required. Supplied in two standard sizes, 18" and 24". Longer rods of similar type can be supplied, if desired, to meet special requirements.

**BRITISH INSULATED CABLES LTD.,**  
CABLE MAKERS AND ELECTRICAL ENGINEERS,  
Head Office: PRESCOT, LANCs.  
Telephone No.: PRESCOT 6571.

# OVERALLS

PURCHASE DIRECT FROM THE MANUFACTURER

for WOMEN all WORKERS

The ideal protective garment for female workers, a smart practical bib and brace overall in heavy drill. Strong and durable, with adjustable straps and useful pockets. Stocked in all sizes in shades of Khaki, Bottle, Brown and Navy.

This and several other types can be seen at our Showrooms, 39, Cheapside, E.C.2.

Strong, peaked caps as worn by model (centre) give full protection to hair and thus conform with B.O.T. regulations. On left is shown similar peaked cap fitted with net top, cool and comfortable but controlling all strands of hair. (Above) Mob cap or beret style, fitted elastic band, giving sense of security and comfort.



**E. SHUTTLE & Co. Ltd.** Ashley Works, ASH ROAD, STRATFORD, E.15

# ROLA

LOUD  
SPEAKERS  
THE WORLD'S FINEST REPRODUCERS

## TRANSFORMER LAMINATIONS

Core Width 1/8" to 1 1/2" (E's & I's)

EIGHT STOCK SIZES

A Comprehensive Bulletin together with details of Associated Covers and Clamps with design data will be sent to manufacturers on request.

**BRITISH ROLA LIMITED**  
MINERVA RD., PARK ROYAL, N.W.10. WILlendon 4322



# Exide BATTERIES

*'Still keep going when the rest have stopped'*

THE CHLORIDE ELECTRICAL STORAGE COMPANY LTD.

Grosvenor Gardens House, Grosvenor Gardens, London, S.W.1.

Telephone : VICtoria 2299. Telegrams : Chloridic, Sowest, London